

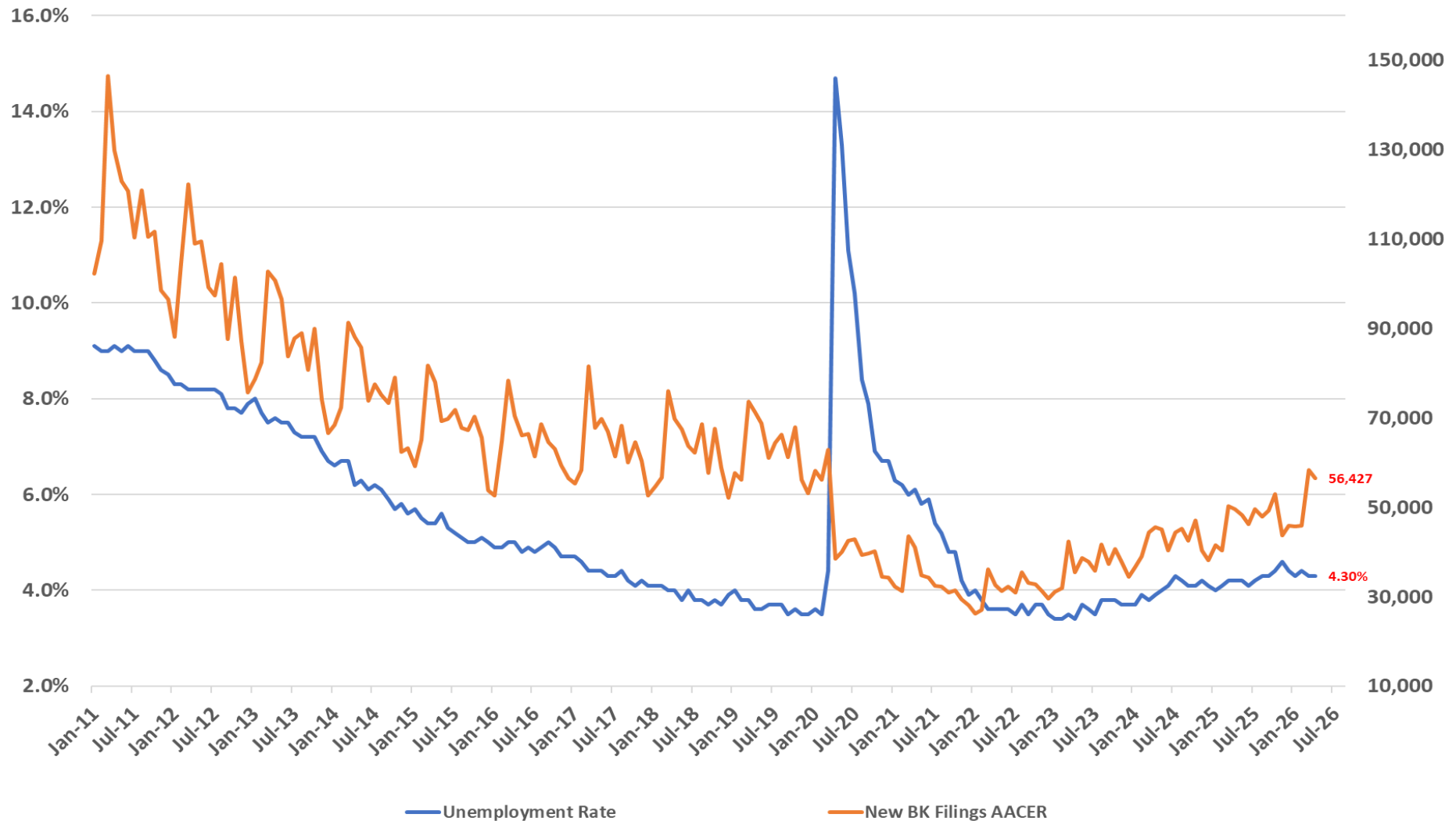


# Bankruptcy Market Trends

May 1, 2026

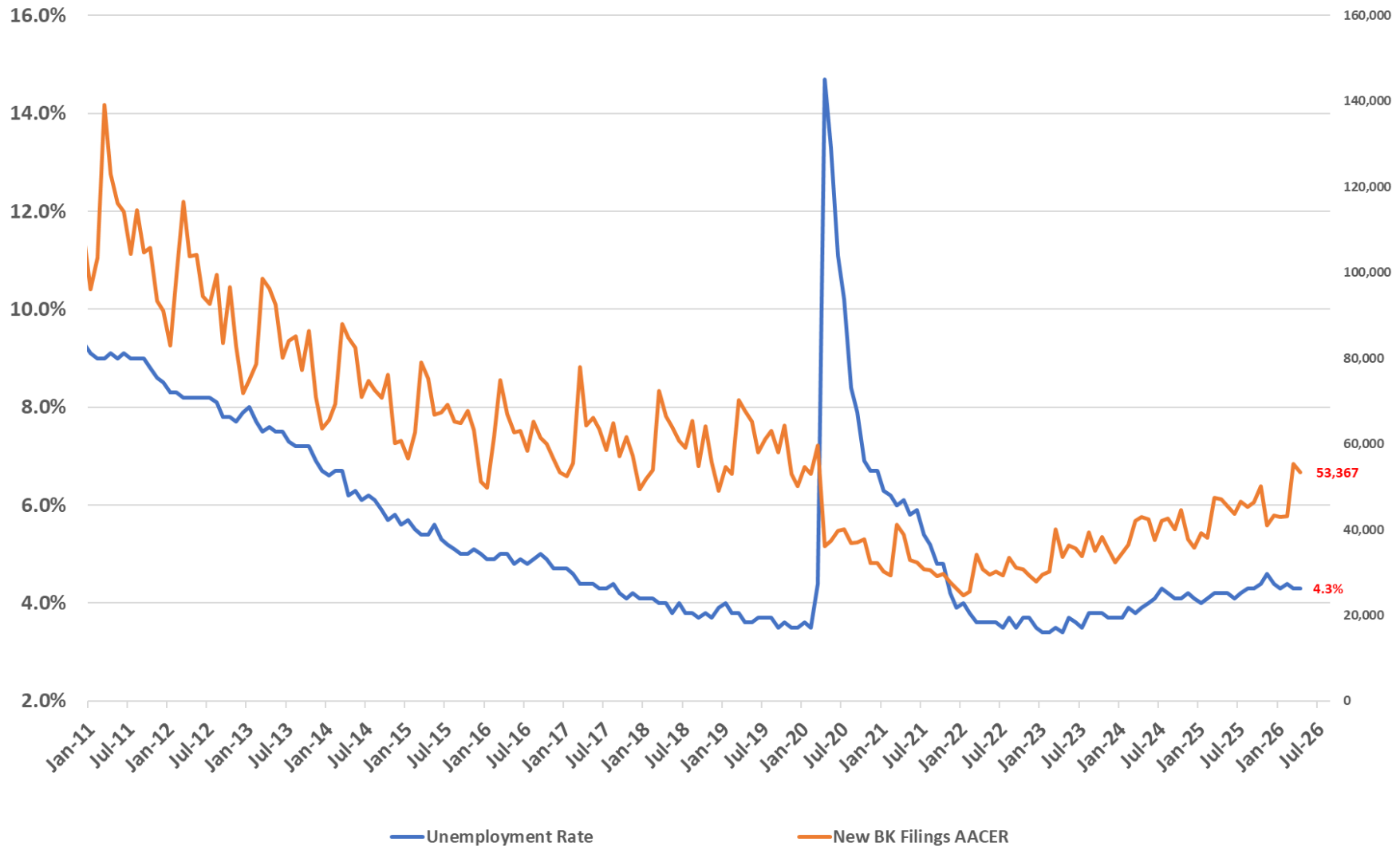
# Market Trends

## All Bankruptcy Filings vs Unemployment



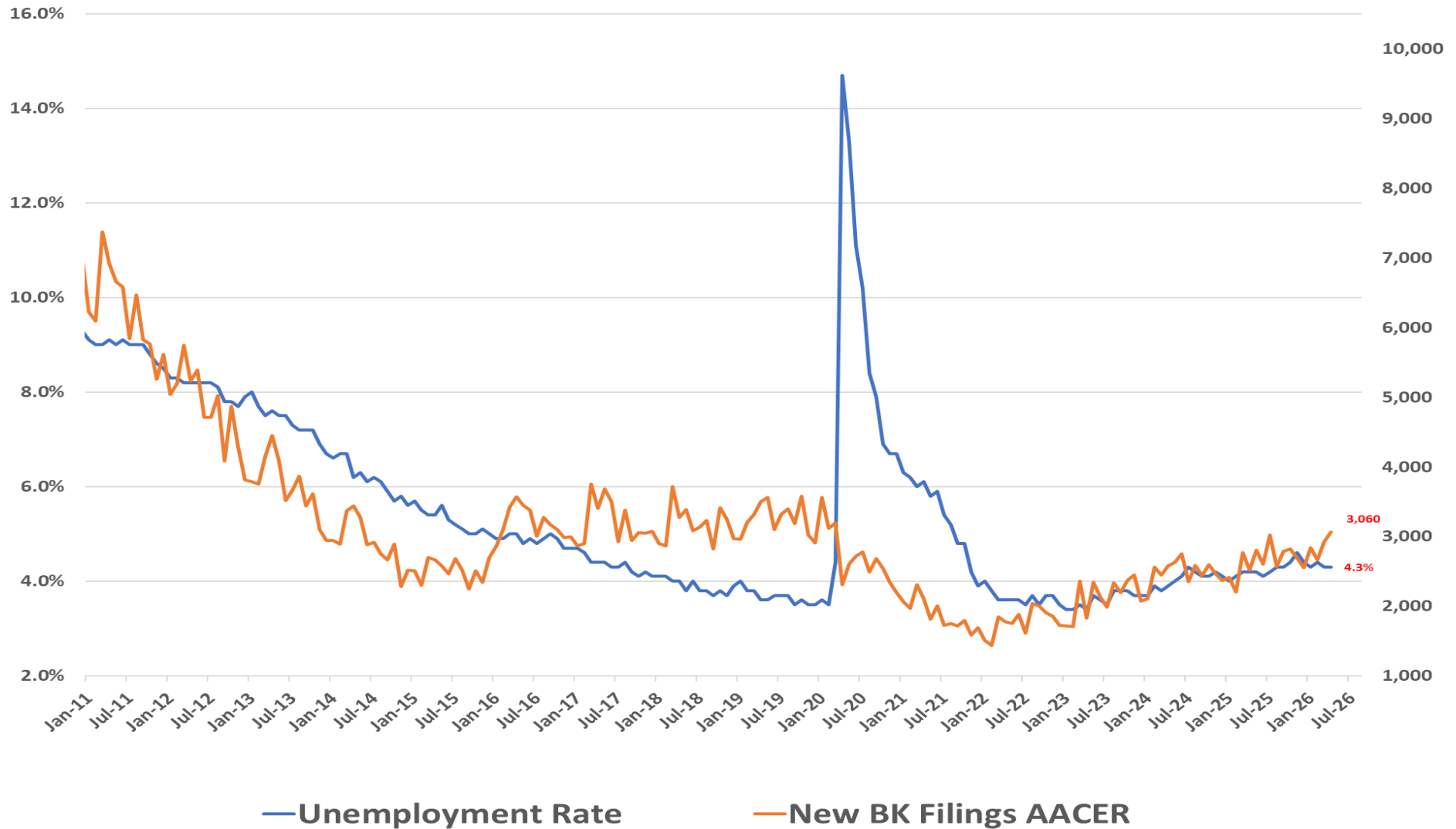
# Market Trends

## Individual Bankruptcy Filings vs Unemployment



# Market Trends

## Commercial Bankruptcy Filings vs Unemployment



# Market Trends

## All Chapters New Monthly Filings

[Summary](#)
[Periods](#)
[Trends](#)
Filings | Summary

Reset ↺

**Proceeding Type**

Bankruptcy Adversary

**Chapter**

7 9 11 11(V)  
12 13 15 All

**Debtor Type**

Individual Commercial

**As of Date** 5/1/2026

**Period**

WTD MTD YTD  
LW LM LY

**Variable**

Filings

**Measure**

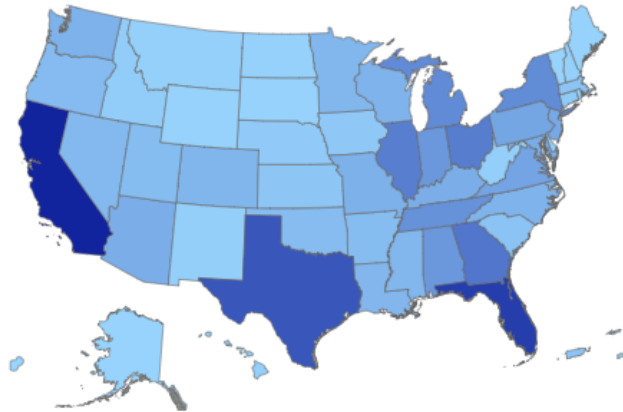
Count

### Filings Count - Last Month

As of Date	Selected Period	Prior Period	Change from Prior Period
May 01, 2026	Apr 01, 2026 to Apr 30, 2026	Mar 01, 2026 to Mar 31, 2026	Apr 01, 2026 to Apr 30, 2026
1,713	56,427	58,317	-3.2% ▼

### Filings Count by State

View by Court All



State: All

### State Rank

by Selected Period  
More options \*\*\*

California	5,465
Florida	4,634
Texas	3,859
Georgia	2,899
Ohio	2,686
Illinois	2,624
Michigan	2,258
New York	2,237
Tennessee	2,041
Alabama	1,854
Indiana	1,840
Virginia	1,486
Pennsylvania	1,422

# Market Trends

## All Individual Chapters New Monthly Filings

Summary | Periods | Trends Filings | Summary

Reset ↻

**Proceeding Type**  
 Bankruptcy Adversary

**Chapter**  
 7 9 11 11(V)  
 12 13 15 All

**Debtor Type**  
 Individual Commercial

**As of Date** 5/1/2026

**Period**  
 WTD MTD YTD  
 LW LM LY

**Variable**  
 Filings

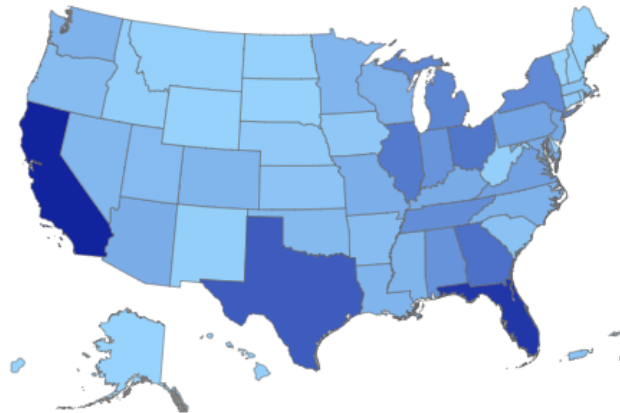
**Measure**  
 Count

### Filings Count - Last Month

As of Date	Selected Period	Prior Period	Change from Prior Period
May 01, 2026	Apr 01, 2026 to Apr 30, 2026	Mar 01, 2026 to Mar 31, 2026	Apr 01, 2026 to Apr 30, 2026
1,637	53,367	55,378	-3.6% ▼

### Filings Count by State

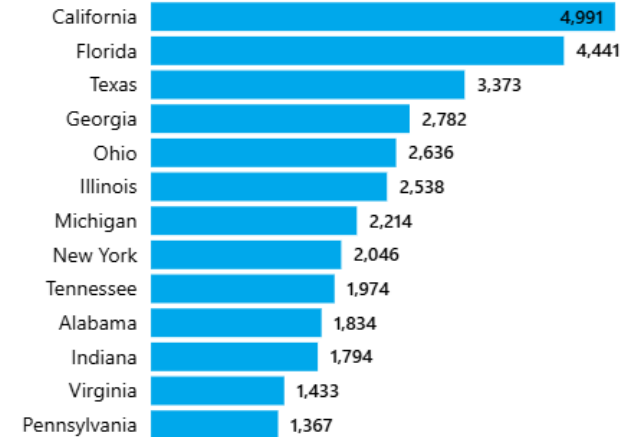
View by Court All



State: All

### State Rank

by Selected Period   
 More options \*\*\*



# Market Trends

## Individual Chapter 7 New Monthly Filings

Summary | Periods | Trends Filings | Summary

Reset ↻

**Proceeding Type**

**Chapter**

**Debtor Type**

**As of Date** 5/1/2026

**Period**

**Variable**

**Measure**

**Filings Count - Last Month**

As of Date	Selected Period	Prior Period	Change from Prior Period
May 01, 2026	Apr 01, 2026 to Apr 30, 2026	Mar 01, 2026 to Mar 31, 2026	Apr 01, 2026 to Apr 30, 2026
927	35,224	36,777	-4.2% ▼

**Filings Count by State**

State: All

**State Rank**

California	4,181
Florida	3,209
Texas	2,193
Ohio	2,093
Illinois	1,612
Michigan	1,579
New York	1,410
Georgia	1,323
Indiana	1,083
Tennessee	967
Virginia	956
Arizona	912
New Jersey	836

Proceeding Type: Bankruptcy | Chapter: 7 | Debtor Type: Individual | Variable: Filings | Measure: Count | Ranking: by Selected Period

# Market Trends

## Individual Chapter 7 Monthly Filings

Summary Periods Trends Filings | Trends

Reset ↺

**Proceeding Type**

Bankruptcy Adversary

**Chapter**

7
9
11
11(V)  
12
13
15
All

**Debtor Type**

Individual Commercial

**Period**

**Variable**

Filings ▼

**Measure**

Count ▼

**Interval**

Monthly Annual

**Filings Count**

<b>Selected Period Total</b>	<b>Full Month Average</b>	<b>% Change</b>
Jan 2016 to Apr 2026	Jan 2016 to Apr 2026	Jan 2016 to Apr 2026
3,596,033	29,000	24.8% ▲

**Filings Count by Court** View by State All ▼

Court: All

**Monthly Filings Count by Year** All ▼

More options \*\*\*

2016      2018      2020      2022      2024      2026

**Proceeding Type:** Bankruptcy | **Chapter:** 7 | **Debtor Type:** Individual | **Period:** 2016-2026 | **Variable:** Filings | **Measure:** Count | **Interval:** Monthly

# Market Trends

## Individual Chapter 7 Open Cases

Summary | Periods | Trends | Open Cases | Trends

Reset ↺

**Proceeding Type**  
Bankruptcy | Adversary

**Chapter**  
7 | 9 | 11 | 11(V)  
12 | 13 | 15 | All

**Debtor Type**  
Individual | Commercial

**Period**  
2016 | 2026

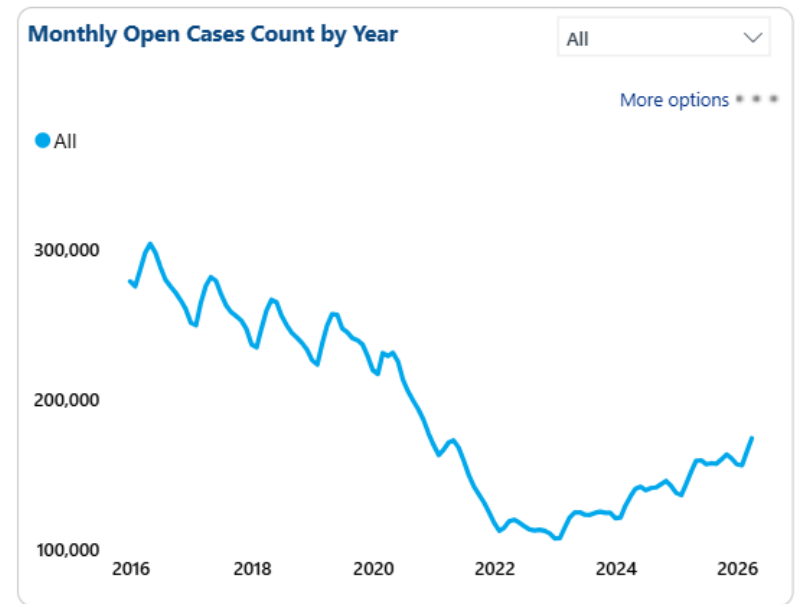
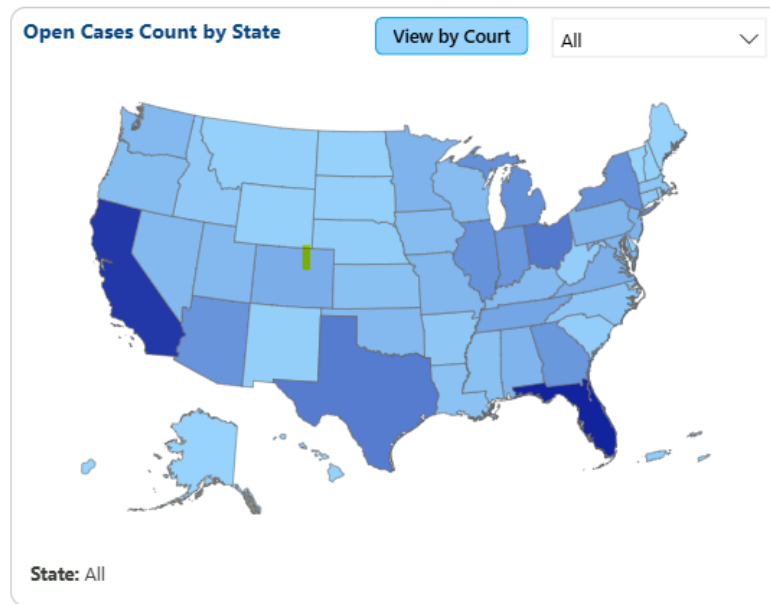
**Variable**  
Open Cases

**Measure**  
Count

**Interval**  
Monthly | Annual

### Open Cases Count

End of Selected Periods	Monthly Average	% Change
Jan 2016 to Apr 2026	Jan 2016 to Apr 2026	Jan 2016 to Apr 2026
174,590	191,825	-37.5% ▼



# Market Trends

## Individual Chapter 13 New Monthly Filings

Summary | Periods | Trends Filings | Summary

Reset ↻

**Proceeding Type**

**Chapter**

**Debtor Type**

**As of Date** 5/1/2026

**Period**

**Variable**

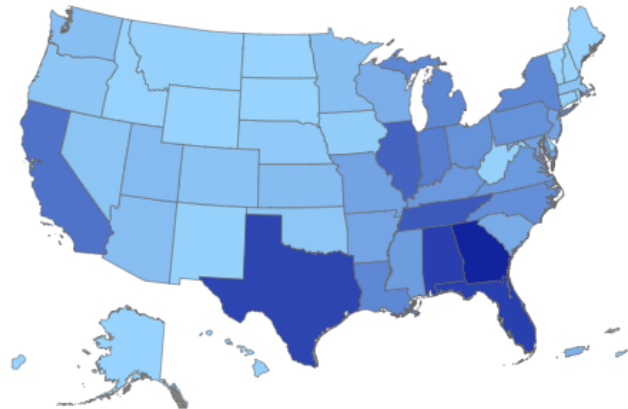
**Measure**

**Filings Count - Last Month**

As of Date	Selected Period	Prior Period	Change from Prior Period
May 01, 2026	Apr 01, 2026 to Apr 30, 2026	Mar 01, 2026 to Mar 31, 2026	Apr 01, 2026 to Apr 30, 2026
705	18,007	18,482	-2.6% ▼

**Filings Count by State**

View by Court

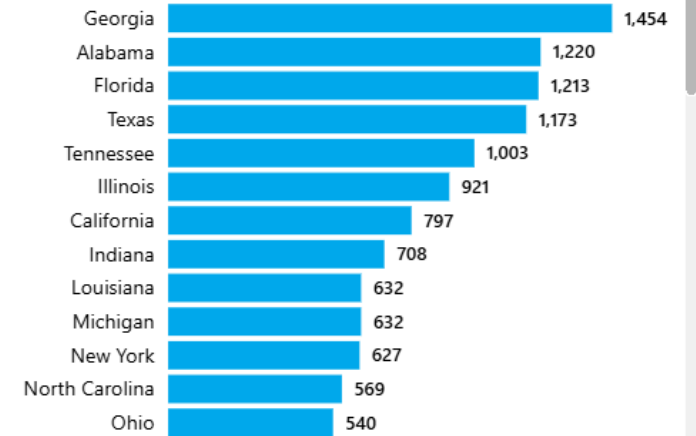


State: All

**State Rank**

by Selected Period

More options \*\*\*



Proceeding Type: Bankruptcy | Chapter: 13 | Debtor Type: Individual | Variable: Filings | Measure: Count | Ranking: by Selected Period

# Market Trends

## Individual Chapter 13 Monthly Filings

Summary | Periods | Trends Filings | Trends

Reset ↻

**Proceeding Type**

**Chapter**

**Debtor Type**

**Period**

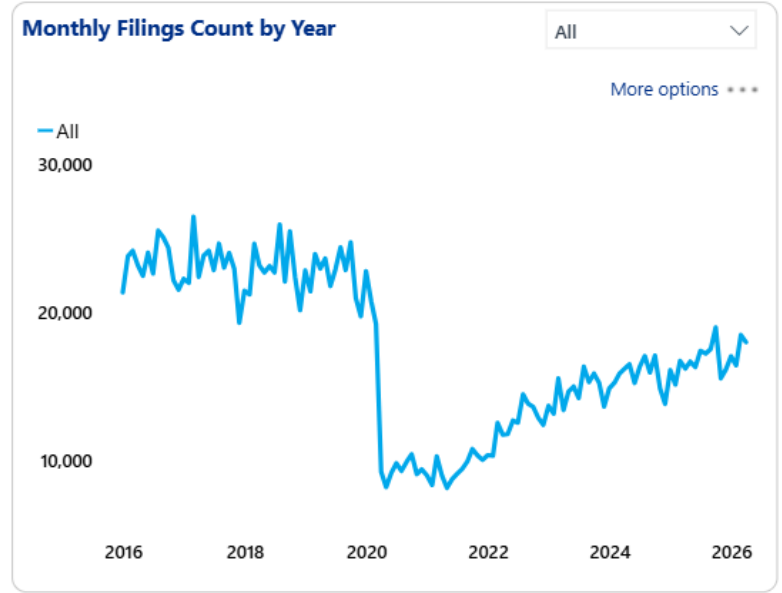
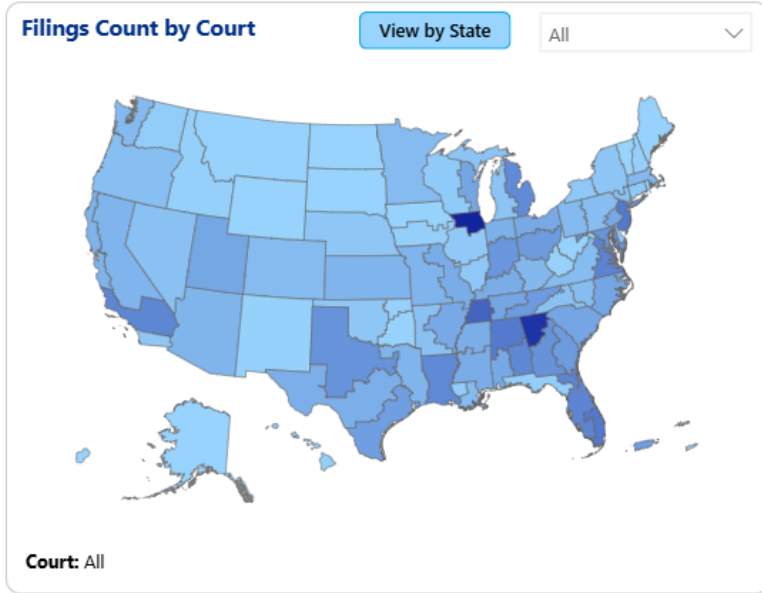
**Variable**

**Measure**

**Interval**

**Filings Count**

<b>Selected Period Total</b> Jan 2016 to Apr 2026 <b>2,150,602</b>	<b>Full Month Average</b> Jan 2016 to Apr 2026 <b>17,344</b>	<b>% Change</b> Jan 2016 to Apr 2026 <b>-15.7%</b> ▼
--	--	--



Proceeding Type: Bankruptcy | Chapter: 13 | Debtor Type: Individual | Period: 2016-2026 | Variable: Filings | Measure: Count | Interval: Monthly

# Market Trends

## Individual Chapter 13 Open Cases

[Summary](#)
[Periods](#)
[Trends](#)
Open Cases | Trends

Reset ↻

**Proceeding Type**

Bankruptcy Adversary

**Chapter**

7 9 11 11(V)  
12 13 15 All

**Debtor Type**

Individual Commercial

**Period**

2016 2026

**Variable**

Open Cases

**Measure**

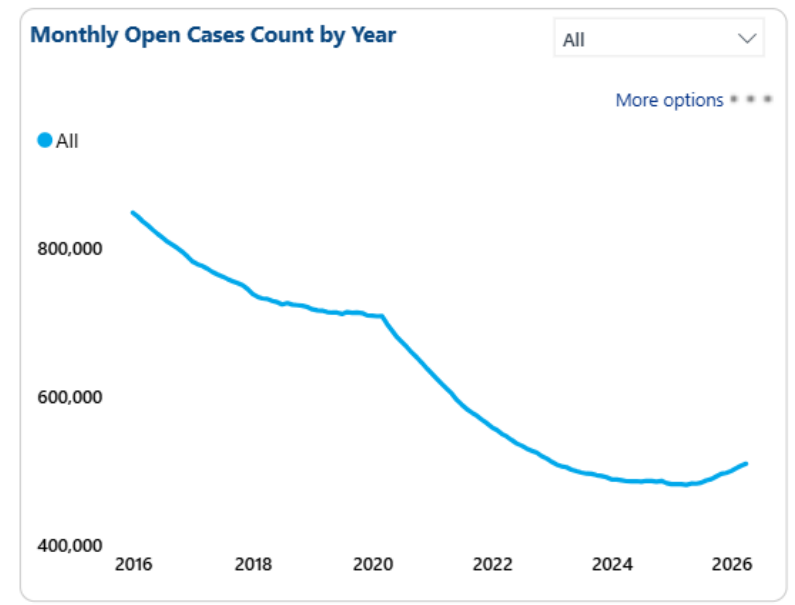
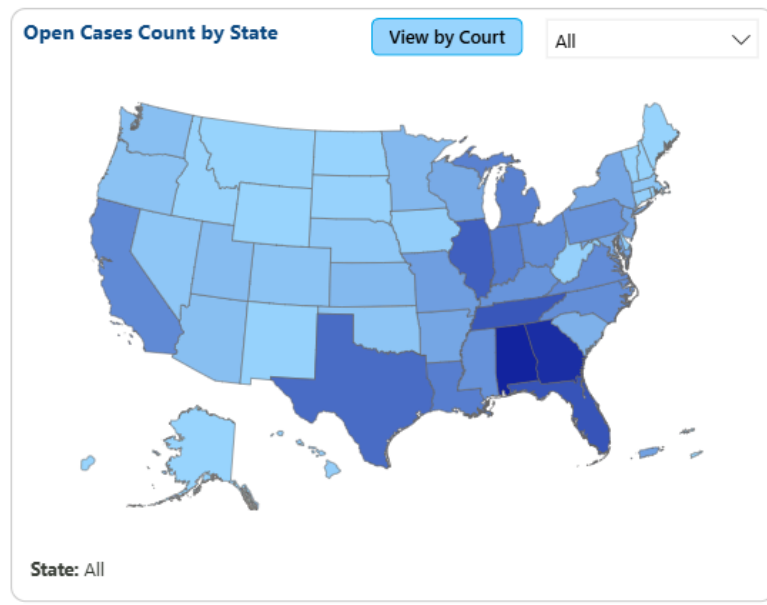
Count

**Interval**

Monthly Annual

**Open Cases Count**

<b>End of Selected Periods</b> Jan 2016 to Apr 2026 <b>510,427</b>	<b>Monthly Average</b> Jan 2016 to Apr 2026 <b>627,280</b>	<b>% Change</b> Jan 2016 to Apr 2026 <b>-39.9%</b> ▼
--	--	--



Proceeding Type: Bankruptcy | Chapter: 13 | Debtor Type: Individual | Period: 2016-2026 | Variable: Open Cases | Measure: Count | Interval: Monthly

# Market Trends

## All Commercial New Monthly Filings

[Summary](#)
[Periods](#)
[Trends](#)
Open Cases | [Summary](#)

Reset ↺

**Proceeding Type**

Bankruptcy Adversary

**Chapter**

7 9 11 11(V)  
12 13 15 All

**Debtor Type**

Individual Commercial

**As of Date** 5/1/2026

**Period**

1W 1M 1Y  
LW LM LY

**Variable**

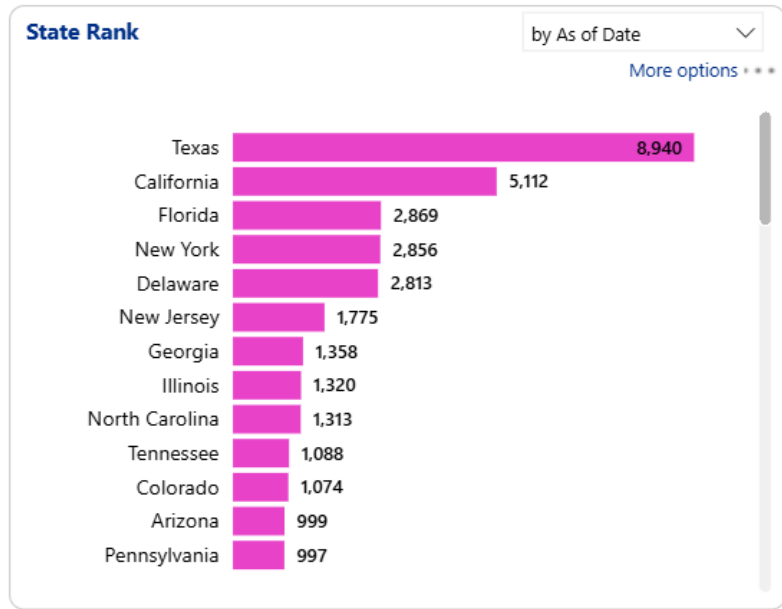
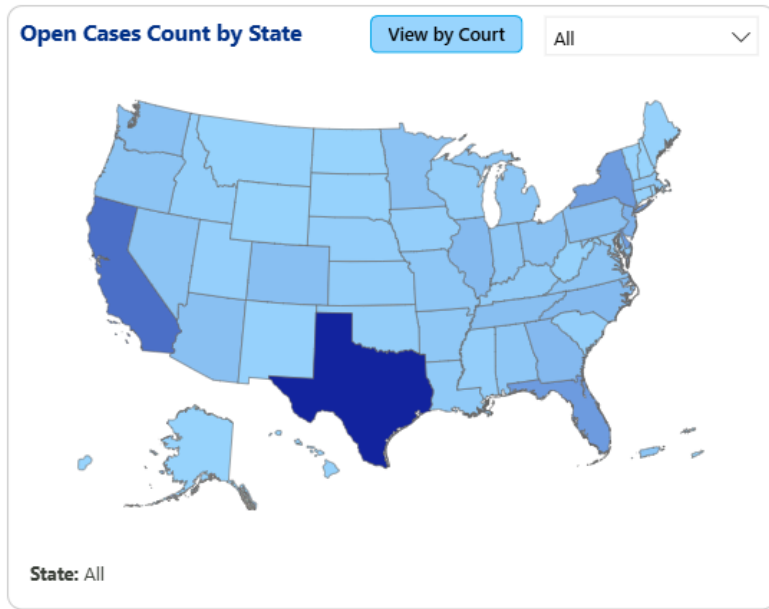
Open Cases

**Measure**

Count

**Open Cases Count - Last Month**

As of Date	Prior Month	% Change
May 01, 2026	Mar 31, 2026	May 01, 2026
48,500	47,723	1.6% ▲



Proceeding Type: Bankruptcy | Chapter: 7, 9, 11, 11(V), 12, 13, 15 | Debtor Type: Commercial | Variable: Open Cases | Measure: Count | Ranking: by As of Date

# Market Trends

## Commercial Chapter 11 Annual Filings

Summary ↔ Periods ↗ **Trends**
Filings | Trends

Reset ↺

**Proceeding Type**

Bankruptcy Adversary

**Chapter**

7 9 11 11(V)

12 13 15 All

**Debtor Type**

Individual Commercial

**Period**

2016 2026

**Variable**

Filings ▼

**Measure**

Count ▼

**Interval**

Monthly Annual

**Filings Count**

<b>Selected Period Total</b>	<b>Full Year Average</b>	<b>% Change</b>
2016 to 2025	2016 to 2025	2016 to 2025
<b>50,771</b>	<b>5,077</b>	<b>9.3%</b> ▲

**Filings Count by Court**

View by State All ▼

Court: All

**Annual Filings Count**

All ▼

More options \*\*\*

Year	2016	2018	2020	2022	2024
Count	~5,500	~5,500	6,000	~2,800	6,000

**Proceeding Type:** Bankruptcy | **Chapter:** 11 | **Debtor Type:** Commercial | **Period:** 2016-2026 | **Variable:** Filings | **Measure:** Count | **Interval:** Annual

# Market Trends

## Commercial Chapter 11 & 11(V) Open Cases

Summary Periods Trends

Open Cases | Trends

Reset ↺

Proceeding Type

Bankruptcy Adversary

Chapter

7 9 11 11(V)  
12 13 15 All

Debtor Type

Individual Commercial

Period

2016 2026

Variable

Open Cases

Measure

Count

Interval

Monthly Annual

Open Cases Count

End of Selected Periods

Jan 2016 to Apr 2026

15,732

Monthly Average

Jan 2016 to Apr 2026

11,021

% Change

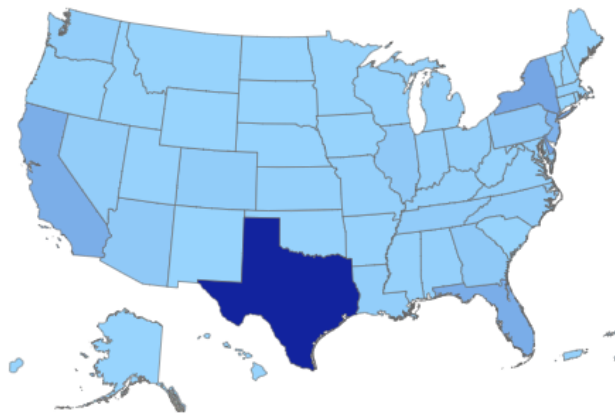
Jan 2016 to Apr 2026

59.2% ▲

Open Cases Count by State

View by Court

All

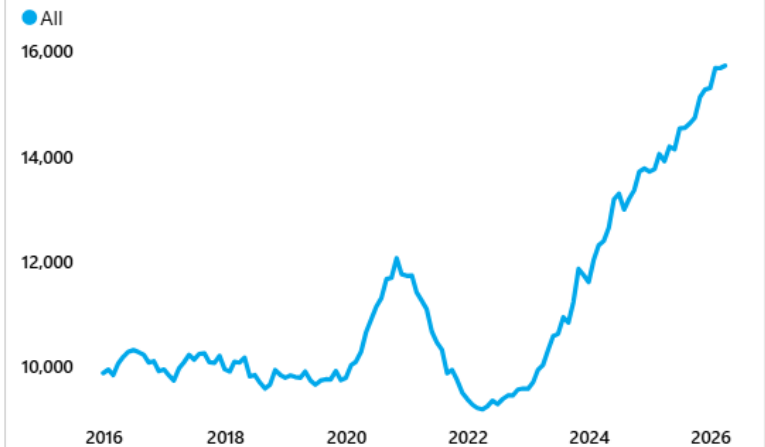


State: All

Monthly Open Cases Count by Year

All

More options



Proceeding Type: Bankruptcy | Chapter: 11, 11(V) | Debtor Type: Commercial | Period: 2016-2026 | Variable: Open Cases | Measure: Count | Interval: Monthly

# Market Trends

## All Chapters State Rankings by % Change

Summary Periods Trends Filings | Summary

**Reset** ↺

**Proceeding Type**

Bankruptcy Adversary

**Chapter**

7 9 11 11(V)  
12 13 15 All

**Debtor Type**

Individual Commercial

**As of Date** 5/1/2026

**Period**

WTD MTD YTD  
LW LM LY

**Variable**

Filings

**Measure**

Count

**Filings Count - Last Month**

As of Date	Selected Period	Prior Period	Change from Prior Period
May 01, 2026 <b>1,713</b>	Apr 01, 2026 to Apr 30, 2026 <b>56,427</b>	Mar 01, 2026 to Mar 31, 2026 <b>58,317</b>	Apr 01, 2026 to Apr 30, 2026 <b>-3.2%</b> ▼

**Filings Count by State** View by Court All

**State Rank** by % Change More options

New Hampshire	32.3%
Alaska	28.6%
Hawaii	27.3%
South Dakota	22.0%
Montana	20.2%
District of Columbia	17.5%
Pennsylvania	9.2%
Maine	7.5%
South Carolina	6.3%
Wisconsin	5.8%
Iowa	4.7%
Colorado	4.7%
North Dakota	4.5%

**State:** All

**Proceeding Type:** Bankruptcy | **Chapter:** 7, 9, 11, 11(V), 12, 13, 15 | **Debtor Type:** Both | **Variable:** Filings | **Measure:** Count | **Ranking:** by % Change



# Market Trends

## All Chapters Court Rankings by % Change

epiq bankruptcy analytics

Filings

Open Cases

Closed Cases

Stakeholders

Summary | Periods | Trends Filings | Summary

Reset ↻

**Proceeding Type**

Bankruptcy Adversary

**Chapter**

7 9 11 11(V)  
12 13 15 All

**Debtor Type**

Individual Commercial

**As of Date** 5/1/2026

**Period**

WTD MTD YTD  
LW LM LY

**Variable**

Filings

**Measure**

Count

**Filings Count - Last Month**

As of Date	Selected Period	Prior Period	Change from Prior Period
May 01, 2026 1,713	Apr 01, 2026 to Apr 30, 2026 56,427	Mar 01, 2026 to Mar 31, 2026 58,317	Apr 01, 2026 to Apr 30, 2026 -3.2% ▼

**Filings Count by Court** View by State All

**Court Rank** by % Change More options

New Hampshire	32.3%
Pennsylvania Middle	30.7%
Alaska	28.6%
Hawaii	27.3%
South Dakota	22.0%
Montana	20.2%
District of Columbia	17.5%
Wisconsin Western	15.1%
Oklahoma Northern	11.3%
Texas Southern	9.8%
Pennsylvania Eastern	9.0%
Iowa Southern	7.8%
Maine	7.5%
North Carolina Western	6.9%

**Court:** All

**Proceeding Type:** Bankruptcy | **Chapter:** 7, 9, 11, 11(V), 12, 13, 15 | **Debtor Type:** Both | **Variable:** Filings | **Measure:** Count | **Ranking:** by % Change



# Market Trends

## Chapter 7 State Rankings by % Change

Summary | Periods | Trends
Filings | Summary

Reset ↻

**Proceeding Type**

Bankruptcy Adversary

**Chapter**

7 9 11 11(V)  
12 13 15 All

**Debtor Type**

Individual Commercial

**As of Date** 5/1/2026

**Period**

WTD MTD YTD  
LW LM LY

**Variable**

Filings

**Measure**

Count

**Filings Count - Last Month**

<b>As of Date</b>	<b>Selected Period</b>	<b>Prior Period</b>	<b>Change from Prior Period</b>
May 01, 2026	Apr 01, 2026 to Apr 30, 2026	Mar 01, 2026 to Mar 31, 2026	Apr 01, 2026 to Apr 30, 2026
<b>965</b>	<b>37,009</b>	<b>38,480</b>	<b>-3.8%</b> ▼

**Filings Count by State** View by Court All

State: All

**State Rank** by % Change More options

New Hampshire	46.5%
Hawaii	40.4%
South Dakota	21.3%
Montana	17.3%
Pennsylvania	13.9%
District of Columbia	13.0%
North Dakota	11.0%
Nebraska	8.0%
South Carolina	7.1%
Wisconsin	7.0%
Washington	7.0%
Idaho	6.3%
New Jersey	4.4%

**Proceeding Type:** Bankruptcy | **Chapter:** 7 | **Debtor Type:** Both | **Variable:** Filings | **Measure:** Count | **Ranking:** by % Change

# Market Trends

## Chapter 7 Court Rankings by % Change

Summary | Periods | Trends Filings | Summary

**Reset** ↺

**Proceeding Type**

Bankruptcy Adversary

**Chapter**

7 9 11 11(V)

12 13 15 All

**Debtor Type**

Individual Commercial

**As of Date** 5/1/2026

**Period**

WTD MTD YTD

LW LM LY

**Variable**

Filings

**Measure**

Count

**Filings Count - Last Month**

As of Date	Selected Period	Prior Period	Change from Prior Period
May 01, 2026 <b>965</b>	Apr 01, 2026 to Apr 30, 2026 <b>37,009</b>	Mar 01, 2026 to Mar 31, 2026 <b>38,480</b>	Apr 01, 2026 to Apr 30, 2026 <b>-3.8%</b> ▼

**Filings Count by Court** View by State All

**Court Rank** by % Change More options

New Hampshire	46.5%
Hawaii	40.4%
Pennsylvania Eastern	25.1%
North Carolina Western	24.4%
Pennsylvania Middle	23.2%
South Dakota	21.3%
Montana	17.3%
Oklahoma Northern	15.7%
Wisconsin Western	13.1%
District of Columbia	13.0%
North Dakota	11.0%
Louisiana Middle	8.5%
Illinois Central	8.3%
Nebraska	8.0%

**Court:** All

Proceeding Type: Bankruptcy | Chapter: 7 | Debtor Type: Both | Variable: Filings | Measure: Count | Ranking: by % Change

# Market Trends

## Chapter 13 State Rankings by % Change

Summary Periods Trends Filings | Summary

Reset ↺

**Proceeding Type**

Bankruptcy Adversary

**Chapter**

7 9 11 11(V)  
12 13 15 All

**Debtor Type**

Individual Commercial

**As of Date** 5/1/2026

**Period**

WTD MTD YTD  
LW LM LY

**Variable**

Filings

**Measure**

Count

**Filings Count - Last Month**

As of Date	Selected Period	Prior Period	Change from Prior Period
May 01, 2026 <b>721</b>	Apr 01, 2026 to Apr 30, 2026 <b>18,553</b>	Mar 01, 2026 to Mar 31, 2026 <b>19,031</b>	Apr 01, 2026 to Apr 30, 2026 <b>-2.5%</b> ▼

**Filings Count by State** View by Court All

State: All

**State Rank** by % Change More options

Alaska	600.0%
Wyoming	133.3%
New Mexico	84.6%
District of Columbia	44.4%
Maine	44.4%
Nevada	25.2%
Montana	16.7%
South Dakota	16.7%
Arizona	15.3%
Oregon	15.3%
Texas	12.5%
Hawaii	11.8%
Iowa	9.7%

**Proceeding Type:** Bankruptcy | **Chapter:** 13 | **Debtor Type:** Both | **Variable:** Filings | **Measure:** Count | **Ranking:** by % Change

# Market Trends

## Chapter 13 Court Rankings by % Change

Summary | Periods | Trends
Filings | Summary

Reset ↻

**Proceeding Type**

Bankruptcy Adversary

**Chapter**

7 9 11 11(V)  
12 13 15 All

**Debtor Type**

Individual Commercial

**As of Date**

5/1/2026

**Period**

WTD MTD YTD  
LW LM LY

**Variable**

Filings

**Measure**

Count

**Filings Count - Last Month**

As of Date	Selected Period	Prior Period	Change from Prior Period
May 01, 2026	Apr 01, 2026 to Apr 30, 2026	Mar 01, 2026 to Mar 31, 2026	Apr 01, 2026 to Apr 30, 2026
721	18,553	19,031	-2.5% ▼

**Filings Count by Court**

View by State: All

Court: All

**Court Rank**

by % Change

Alaska	600.0%
Wyoming	133.3%
New Mexico	84.6%
District of Columbia	44.4%
Maine	44.4%
Pennsylvania Middle	41.3%
Iowa Southern	35.3%
Wisconsin Western	27.5%
Nevada	25.2%
Texas Western	24.9%
California Southern	23.3%
Texas Eastern	20.8%
New York Western	19.7%
Texas Southern	19.3%

Proceeding Type: Bankruptcy | Chapter: 13 | Debtor Type: Both | Variable: Filings | Measure: Count | Ranking: by % Change

# Market Trends

## Chapter 11 State Rankings by % Change

Summary | Periods | Trends Filings | Summary

Reset ↺

**Proceeding Type**

Bankruptcy Adversary

**Chapter**

7 9 11 11(V)  
12 13 15 All

**Debtor Type**

Individual Commercial

**As of Date** 5/1/2026

**Period**

WTD MTD YTD  
LW LM LY

**Variable**

Filings

**Measure**

Count

**Filings Count - Last Month**

As of Date	Selected Period	Prior Period	Change from Prior Period
May 01, 2026	Apr 01, 2026 to Apr 30, 2026	Mar 01, 2026 to Mar 31, 2026	Apr 01, 2026 to Apr 30, 2026
27	748	754	-0.8% ▼

**Filings Count by State** View by Court All

**State Rank** by % Change More options

Kansas	700.0%
Montana	300.0%
Utah	200.0%
Ohio	166.7%
Colorado	114.3%
Missouri	100.0%
South Carolina	100.0%
New Jersey	91.3%
Nevada	75.0%
Georgia	55.6%
Arkansas	50.0%
North Carolina	50.0%
Oregon	50.0%

**Proceeding Type:** Bankruptcy | **Chapter:** 11, 11(V) | **Debtor Type:** Both | **Variable:** Filings | **Measure:** Count | **Ranking:** by % Change

# Market Trends

## Chapter 11 Court Rankings by % Change

Summary Periods Trends Filings | Summary

**Reset**

**Proceeding Type**

Bankruptcy Adversary

**Chapter**

7 9 11 11(V)  
12 13 15 All

**Debtor Type**

Individual Commercial

**As of Date** 5/1/2026

**Period**

WTD MTD YTD  
LW LM LY

**Variable**

Filings

**Measure**

Count

**Filings Count - Last Month**

<b>As of Date</b>	<b>Selected Period</b>	<b>Prior Period</b>	<b>Change from Prior Period</b>
May 01, 2026	Apr 01, 2026 to Apr 30, 2026	Mar 01, 2026 to Mar 31, 2026	Apr 01, 2026 to Apr 30, 2026
27	748	754	-0.8% ▼

**Filings Count by Court** View by State All

**Court:** All

**Court Rank** by % Change More options

Kansas	700.0%
Missouri Eastern	400.0%
North Carolina Middle	400.0%
Montana	300.0%
Utah	200.0%
Tennessee Middle	166.7%
Colorado	114.3%
Alabama Middle	100.0%
Arkansas Eastern	100.0%
Illinois Central	100.0%
Mississippi Southern	100.0%
South Carolina	100.0%
Florida Southern	95.7%
New Jersey	91.3%

**Proceeding Type:** Bankruptcy | **Chapter:** 11, 11(V) | **Debtor Type:** Both | **Variable:** Filings | **Measure:** Count | **Ranking:** by % Change



# Market Trends

## All Chapter Bankruptcy New Filings Top Attorney - YTD

epiq bankruptcy analytics

Filings

Open Cases

Closed Cases

Stakeholders

Summary

Attorney / Firm

Stakeholders | Summary

Reset

### Stakeholder Type

Attorney  Attorney

Law Firm

### Stakeholder Name

Judge

All

Trustee

### Stakeholder - Not Specified

Exclude

Include

### Proceeding Type

Bankruptcy

Adversary

### Chapter

7

9

11

11(V)

12

13

15

All

### Debtor Type

Individual

Commercial

### Period

1/1/2026

5/3/2026

### Variable

Filings

### Measure

Count

Period : Jan 01, 2026 to May 03, 2026

### Total Cases

208,404

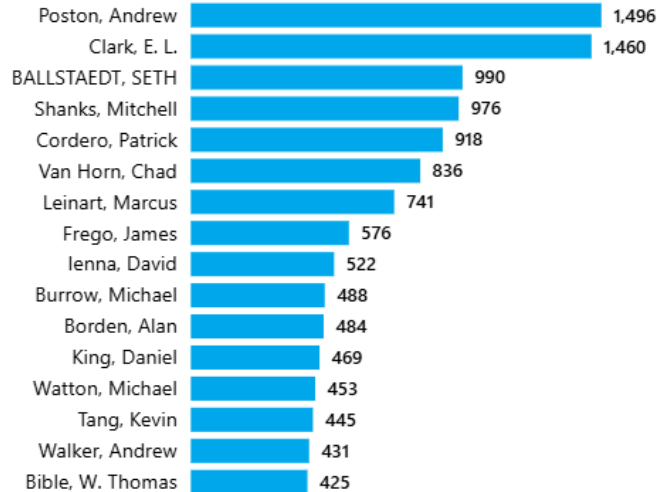
### Distinct Stakeholder Names

29,571

### Average Cases

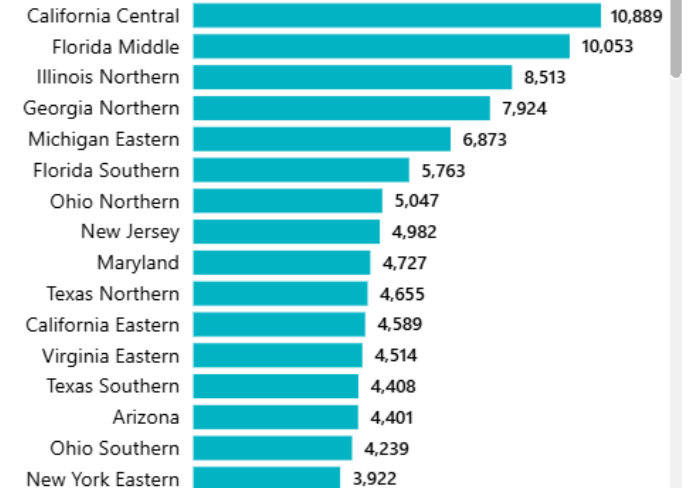
7

### Filings Count by Stakeholder



### Court Rank

View by Court



Type: Attorney | Name: All | Not Specified: Exclude | Proceeding Type: Bankruptcy | Chapter: ALL | Debtor Type: Both | Period: Jan 01, 2026 to May 03, 2026 | Variable: Filings | Measure: Count



The logo for 'epiq' is rendered in a white, lowercase, sans-serif font. The letters are bold and modern, with a slight shadow effect. The background consists of a dark blue field with a pattern of concentric, slightly irregular circles in a lighter shade of blue, creating a ripple effect.

epiq

Thank you.