

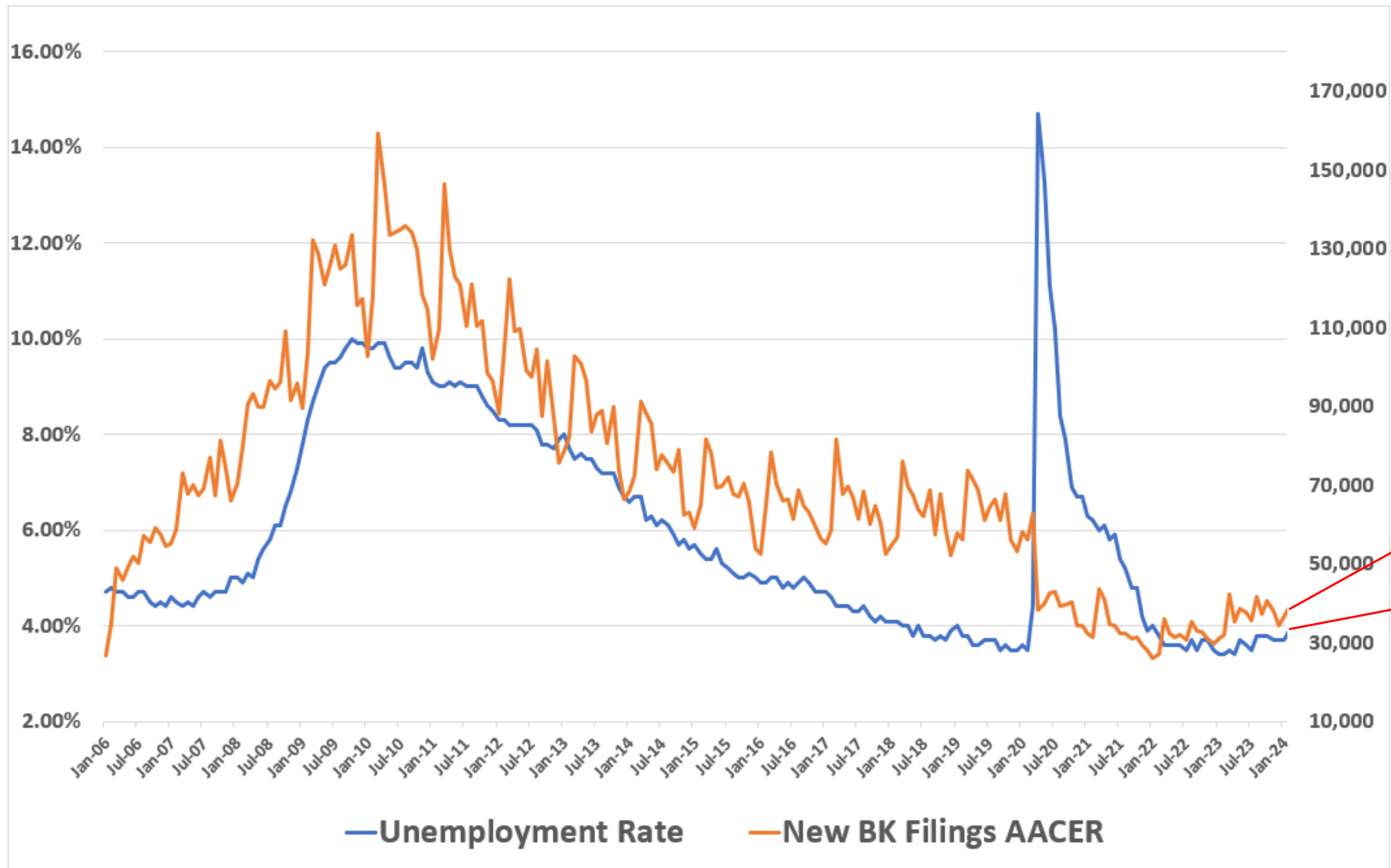


Bankruptcy Filings Market Trends

April 1, 2024

All Bankruptcy New Filings vs Unemployment

January 2006 – March 2024
Unemployment Rate : All New Bankruptcy Filings

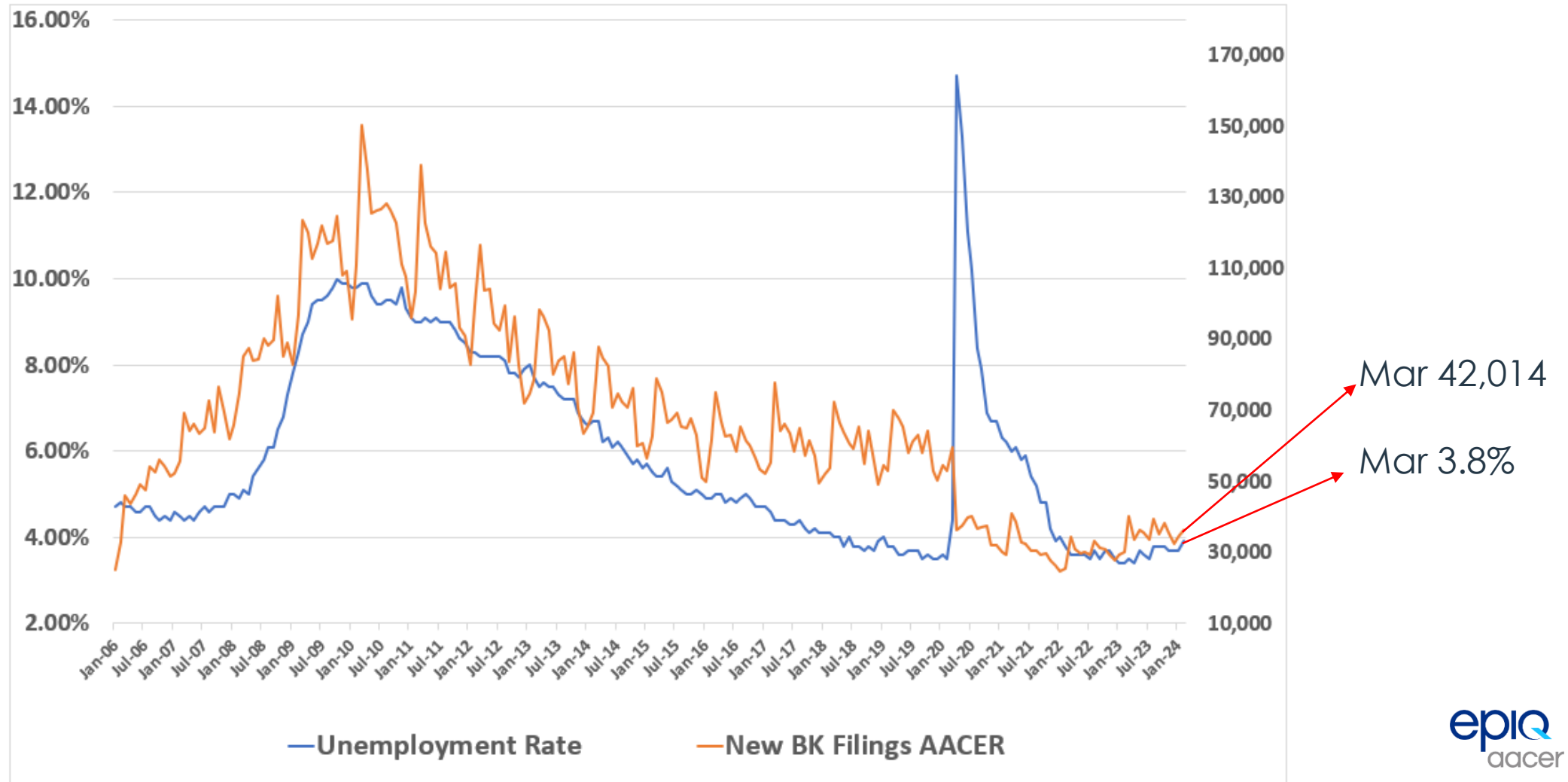


Mar 44,457

Mar 3.8%

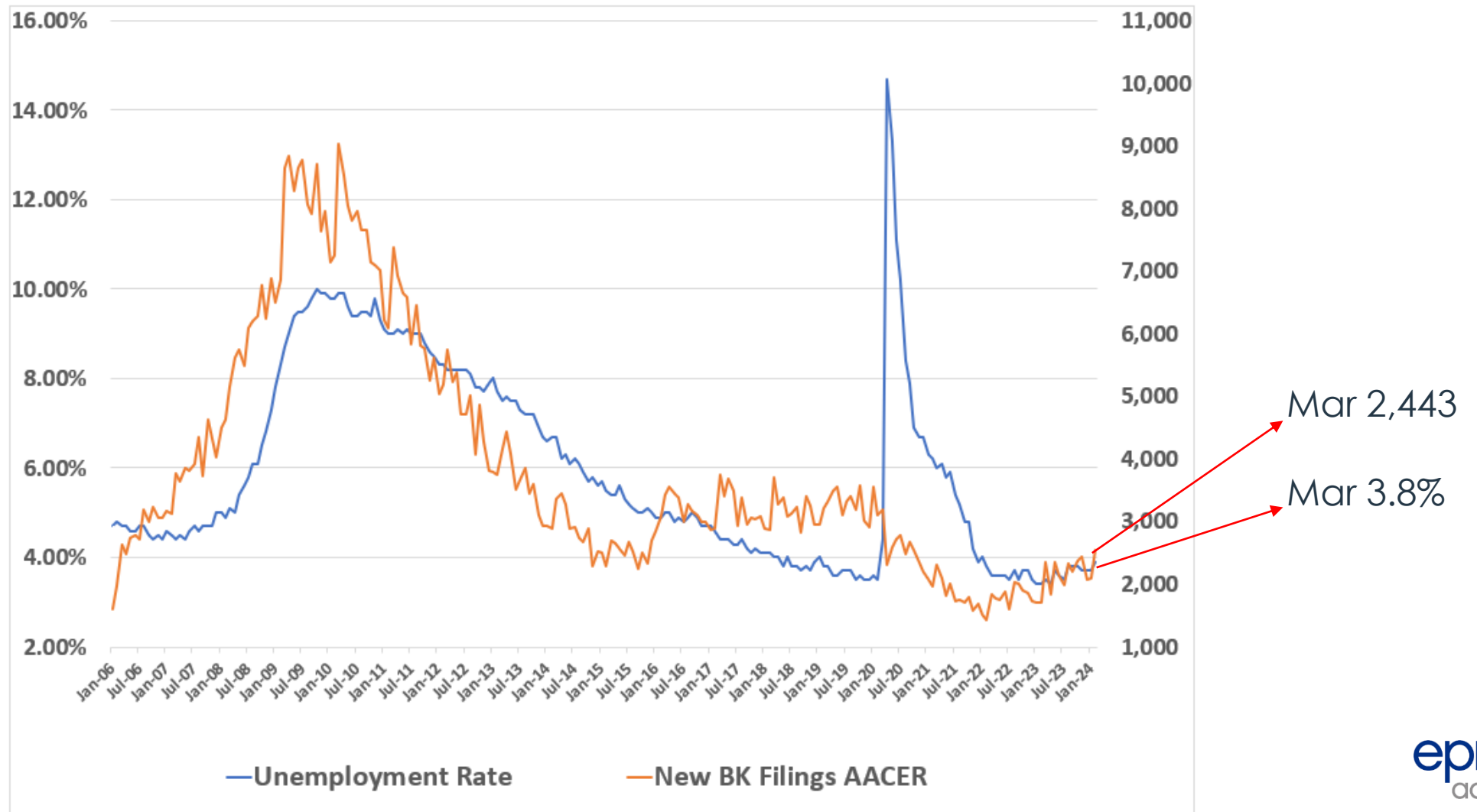
Individual Bankruptcy New Filings vs Unemployment

January 2006 – March 2024
Unemployment Rate : Individual New Bankruptcy Filings



Commercial Bankruptcy New Filings vs Unemployment

January 2006 – March 2024
Unemployment Rate : Commercial New Bankruptcy Filings



All Chapters New Monthly Filings (Mar vs Feb)

Reset

Proceeding Type

Bankruptcy Adversary

Chapter

7 9 11 11(V) 12 13 15 All

Debtor Type

Individual Commercial

As of Date

4/1/2024

Period

WTD MTD YTD LW LM LY

Variable

Filings

Measure

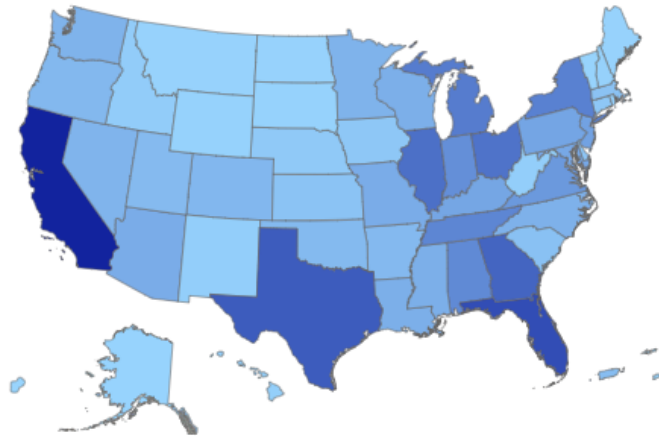
Count

Filings Count - Last Month

As of Date	Selected Period	Prior Period	Change from Prior Period
Apr 01, 2024	Mar 01, 2024 to Mar 31, 2024	Feb 01, 2024 to Feb 29, 2024	Mar 01, 2024 to Mar 31, 2024
1,664	44,457	39,021	13.9% ▲

Filings Count by State

View by Court All

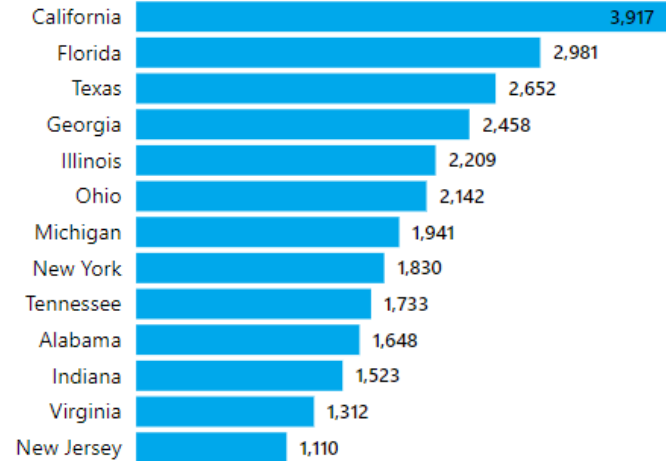


State: All

State Rank

by Selected Period

More options



Proceeding Type: Bankruptcy | Chapter: 7, 9, 11, 11(V), 12, 13, 15 | Debtor Type: Both | Variable: Filings | Measure: Count | Ranking: by Selected Period

All Individual Chapters New Monthly Filings (Mar vs Feb)

Reset

Proceeding Type

Bankruptcy Adversary

Chapter

7 9 11 11(V)
12 13 15 All

Debtor Type

Individual Commercial

As of Date

4/1/2024

Period

WTD MTD YTD
LW LM LY

Variable

Filings

Measure

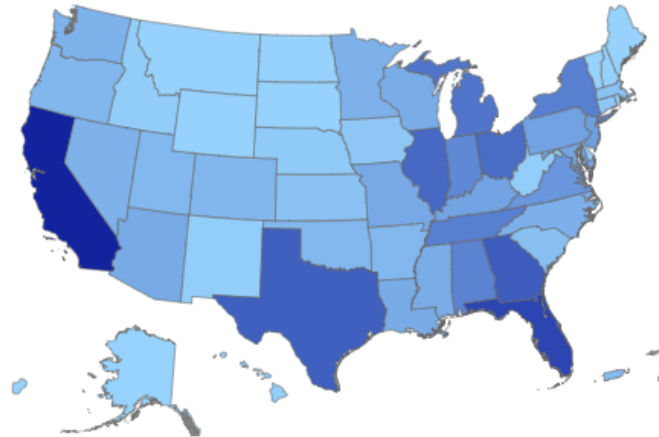
Count

Filings Count - Last Month

As of Date	Selected Period	Prior Period	Change from Prior Period
Apr 01, 2024	Mar 01, 2024 to Mar 31, 2024	Feb 01, 2024 to Feb 29, 2024	Mar 01, 2024 to Mar 31, 2024
1,490	42,014	36,460	15.2% ▲

Filings Count by State

View by Court All

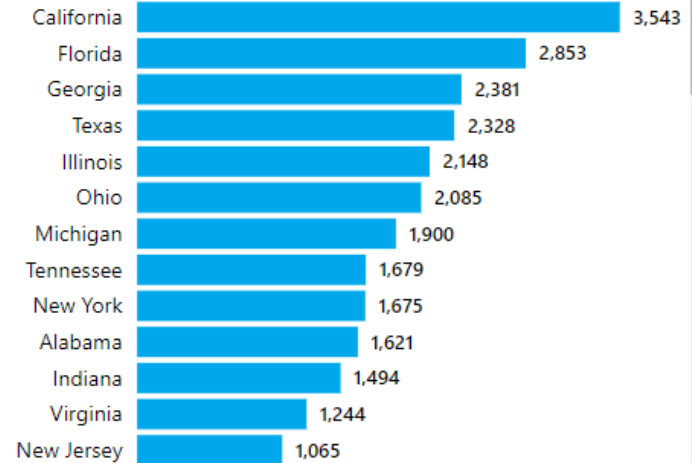


State: All

State Rank

by Selected Period

More options ***



Proceeding Type: Bankruptcy | Chapter: 7, 9, 11, 11(V), 12, 13, 15 | Debtor Type: Individual | Variable: Filings | Measure: Count | Ranking: by Selected Period

Individual Chapter 7 New Monthly Filings (Mar vs Feb)

Reset

Proceeding Type

Bankruptcy Adversary

Chapter

7 9 11 11(V)
12 13 15 All

Debtor Type

Individual Commercial

As of Date

4/1/2024

Period

WTD MTD YTD
LW LM LY

Variable

Filings

Measure

Count

Filings Count - Last Month

As of Date

Apr 01, 2024

699

Selected Period

Mar 01, 2024 to Mar 31, 2024

26,119

Prior Period

Feb 01, 2024 to Feb 29, 2024

21,154

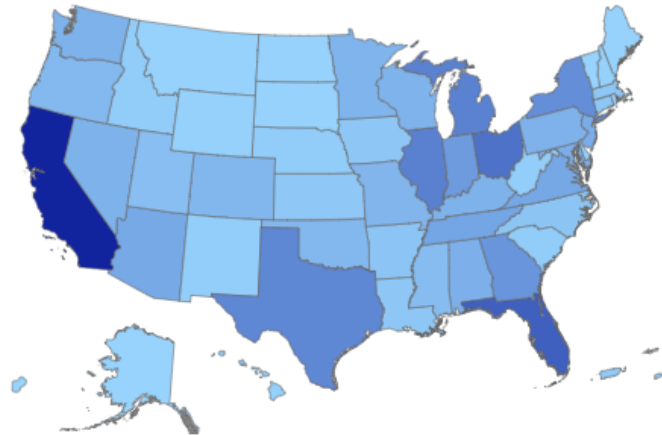
Change from Prior Period

Mar 01, 2024 to Mar 31, 2024

23.5% ▲

Filings Count by State

View by Court All

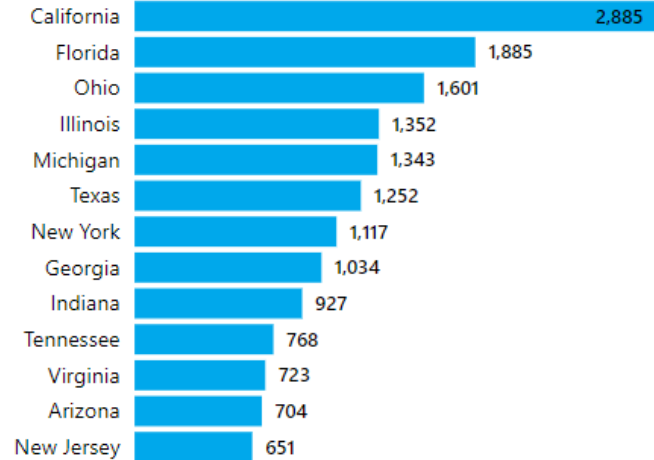


State: All

State Rank

by Selected Period

More options ***



Proceeding Type: Bankruptcy | Chapter: 7 | Debtor Type: Individual | Variable: Filings | Measure: Count | Ranking: by Selected Period

Individual Chapter 7 New Monthly Filings (2007 – Mar 2024)

Reset ↺

Proceeding Type

Bankruptcy Adversary

Chapter

7 9 11 11(V)
12 13 15 All

Debtor Type

Individual Commercial

Period

2007 2024

Variable

Filings

Measure

Count

Interval

Monthly Annual

Filings Count

Selected Period Total

Jan 2007 to Mar 2024

9,525,454

Full Month Average

Jan 2007 to Mar 2024

46,017

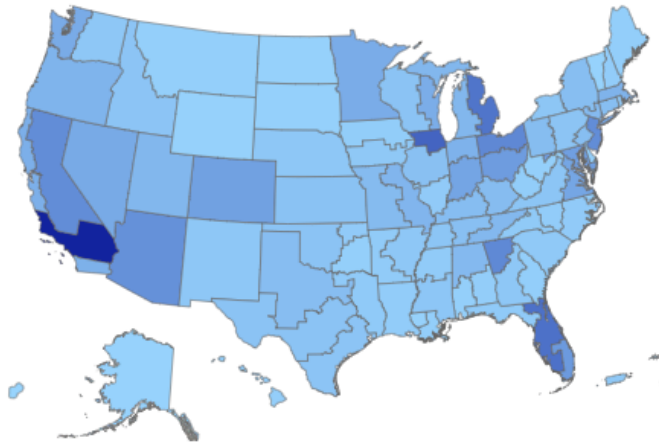
% Change

Jan 2007 to Mar 2024

-10.3% ▼

Filings Count by Court

View by State All

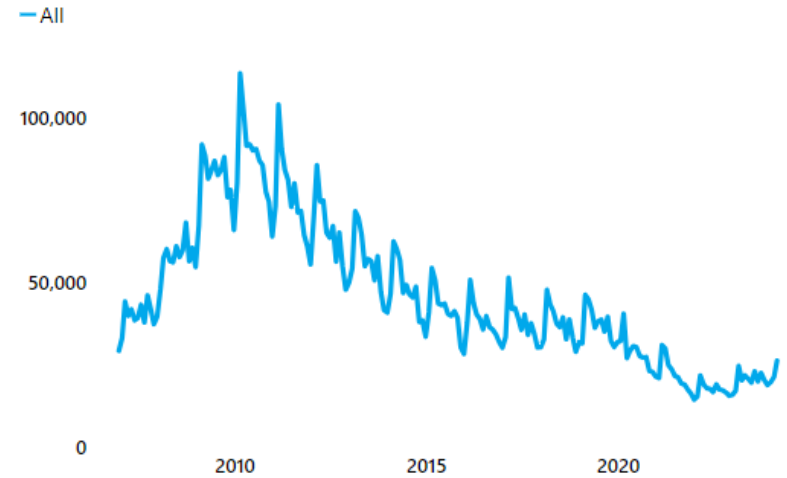


Court: All

Monthly Filings Count by Year

All

More options ***



Proceeding Type: Bankruptcy | Chapter: 7 | Debtor Type: Individual | Period: 2007-2024 | Variable: Filings | Measure: Count | Interval: Monthly

Individual Chapter 7 Open Cases (2007 – Mar 2024)

Reset ↺

Proceeding Type

Bankruptcy Adversary

Chapter

7 9 11 11(V)
12 13 15 All

Debtor Type

Individual Commercial

Period

2007 2024

Variable

Open Cases

Measure

Count

Interval

Monthly Annual

Open Cases Count

End of Selected Periods

Jan 2007 to Mar 2024

129,634

Monthly Average

Jan 2007 to Mar 2024

340,599

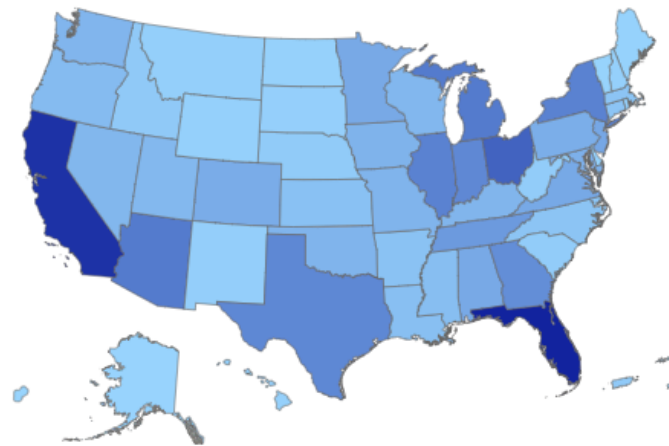
% Change

Jan 2007 to Mar 2024

-65.9% ▼

Open Cases Count by State

View by Court All

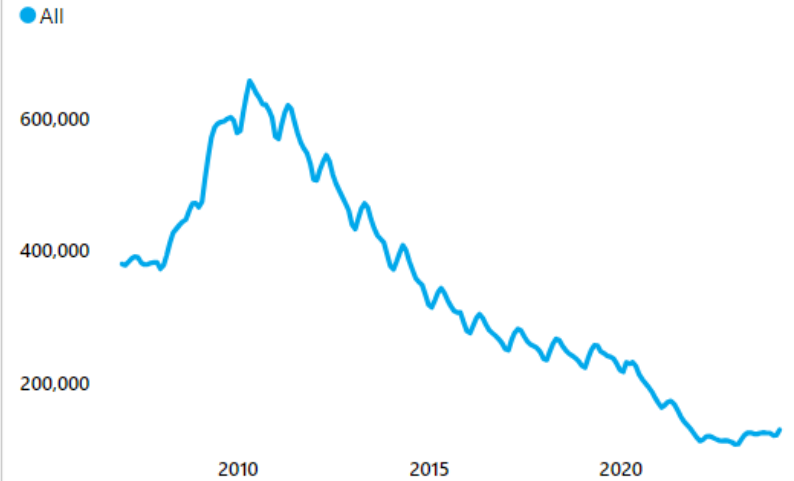


State: All

Monthly Open Cases Count by Year

All

More options



Proceeding Type: Bankruptcy | Chapter: 7 | Debtor Type: Individual | Period: 2007-2024 | Variable: Open Cases | Measure: Count | Interval: Monthly

Individual Chapter 13 New Monthly Filings (Mar vs Feb)

Summary

Periods

Trends

Filings | Summary

Reset

Proceeding Type

Bankruptcy

Adversary

Chapter

7

9

11

11(V)

12

13

15

All

Debtor Type

Individual

Commercial

As of Date

4/1/2024

Period

WTD

MTD

YTD

LW

LM

LY

Variable

Filings

Measure

Count

Filings Count - Last Month

As of Date

Apr 01, 2024

789

Selected Period

Mar 01, 2024 to Mar 31, 2024

15,843

Prior Period

Feb 01, 2024 to Feb 29, 2024

15,245

Change from Prior Period

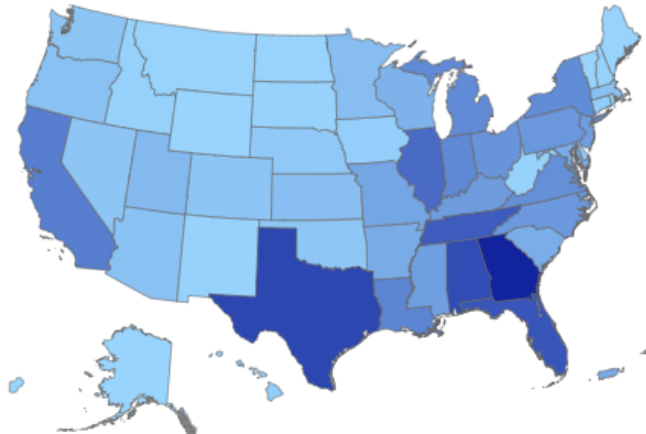
Mar 01, 2024 to Mar 31, 2024

3.9% ▲

Filings Count by State

View by Court

All

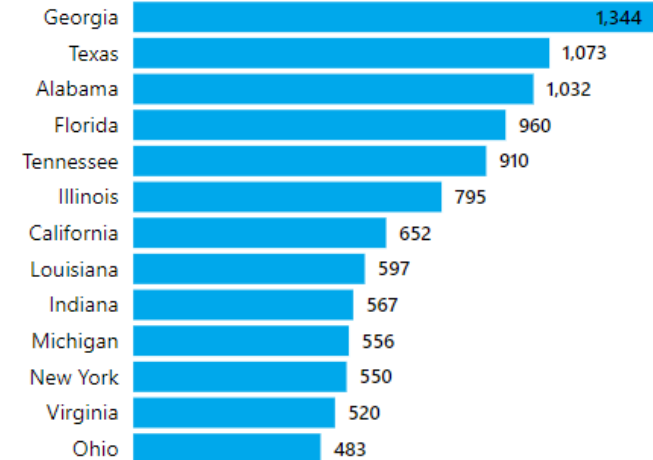


State: All

State Rank

by Selected Period

More options ***



Proceeding Type: Bankruptcy | Chapter: 13 | Debtor Type: Individual | Variable: Filings | Measure: Count | Ranking: by Selected Period

Individual Chapter 13 New Monthly Filings (2007 – Mar 2024)

Reset ↺

Proceeding Type

Bankruptcy Adversary

Chapter

7 9 11 11(V)
12 13 15 All

Debtor Type

Individual Commercial

Period

2007 2024

Variable

Filings

Measure

Count

Interval

Monthly Annual

Filings Count

Selected Period Total

Jan 2007 to Mar 2024

4,826,012

Full Month Average

Jan 2007 to Mar 2024

23,314

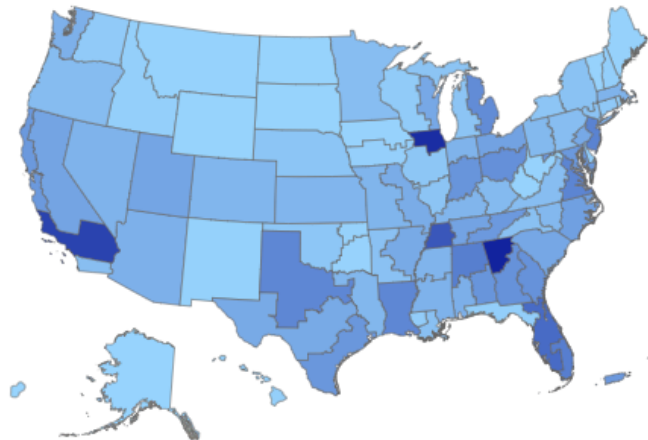
% Change

Jan 2007 to Mar 2024

-30.7% ▼

Filings Count by Court

View by State All

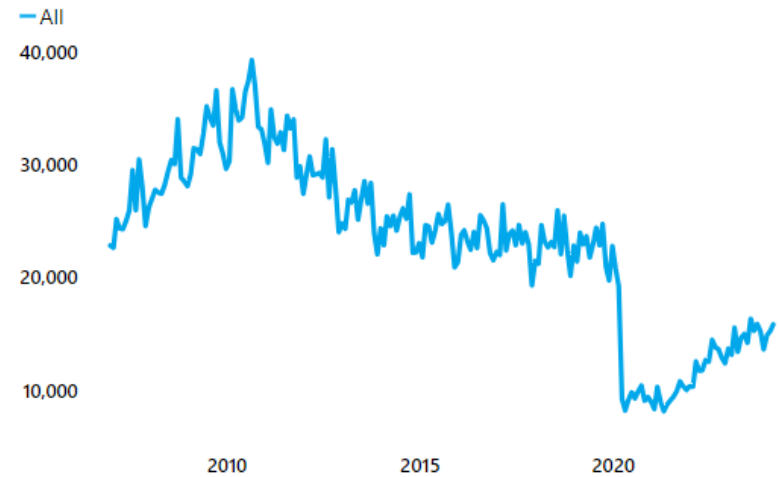


Court: All

Monthly Filings Count by Year

All

More options ***



Proceeding Type: Bankruptcy | Chapter: 13 | Debtor Type: Individual | Period: 2007-2024 | Variable: Filings | Measure: Count | Interval: Monthly

Individual Chapter 13 Open Cases (2007 – Mar 2024)

Reset ↺

Proceeding Type

Bankruptcy

Adversary

Chapter

7

9

11

11(V)

12

13

15

All

Debtor Type

Individual

Commercial

Period

2007

2024

Variable

Open Cases

Measure

Count

Interval

Monthly

Annual

Open Cases Count

End of Selected Periods

Jan 2007 to Mar 2024

488,239

Monthly Average

Jan 2007 to Mar 2024

788,981

% Change

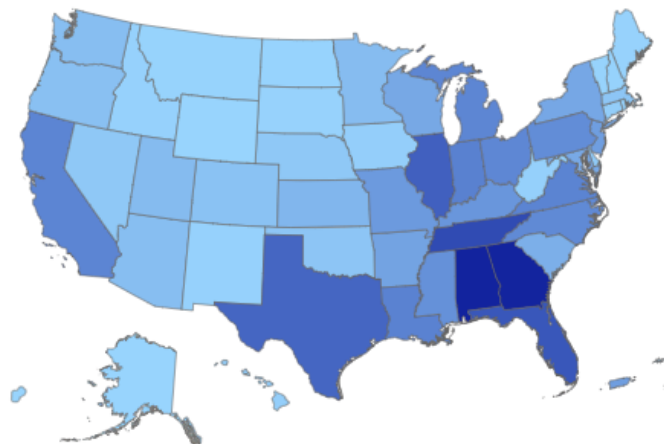
Jan 2007 to Mar 2024

-41.1% ▼

Open Cases Count by State

View by Court

All



State: All

Monthly Open Cases Count by Year

All

More options ⋮

● All

1,000,000

800,000

600,000

400,000

2010

2015

2020

Proceeding Type: Bankruptcy | Chapter: 13 | Debtor Type: Individual | Period: 2007-2024 | Variable: Open Cases | Measure: Count | Interval: Monthly

All Commercial New Monthly Filings (Mar vs Feb)

Summary

Periods

Trends

Filings | Summary

Reset

Proceeding Type

Bankruptcy Adversary

Chapter

7 9 11 11(V)
12 13 15 All

Debtor Type

Individual Commercial

As of Date

4/1/2024

Period

WTD MTD YTD
LW LM LY

Variable

Filings

Measure

Count

Filings Count - Last Month

As of Date

Apr 01, 2024

174

Selected Period

Mar 01, 2024 to Mar 31, 2024

2,443

Prior Period

Feb 01, 2024 to Feb 29, 2024

2,561

Change from Prior Period

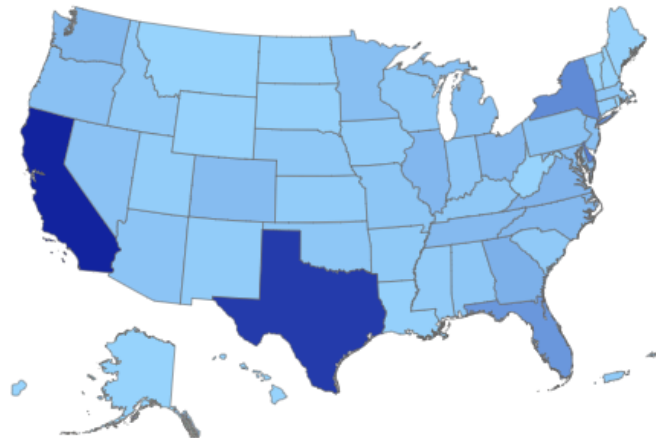
Mar 01, 2024 to Mar 31, 2024

-4.6% ▼

Filings Count by State

View by Court

All

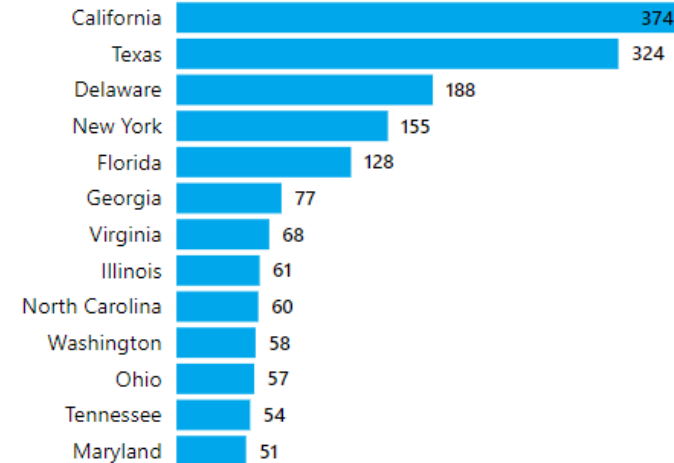


State: All

State Rank

by Selected Period

More options



Proceeding Type: Bankruptcy | Chapter: 7, 9, 11, 11(V), 12, 13, 15 | Debtor Type: Commercial | Variable: Filings | Measure: Count | Ranking: by Selected Period

Commercial Chapter 11 New Monthly Filings (2007 – Mar 2024)

Summary

Periods

Trends

Filings | Trends

Reset

Proceeding Type

Bankruptcy

Adversary

Chapter

7

9

11

11(V)

12

13

15

All

Debtor Type

Individual

Commercial

Period

2007

2024

Variable

Filings

Measure

Count

Interval

Monthly

Annual

Filings Count

Selected Period Total

Jan 2007 to Mar 2024

115,977

Full Month Average

Jan 2007 to Mar 2024

560

% Change

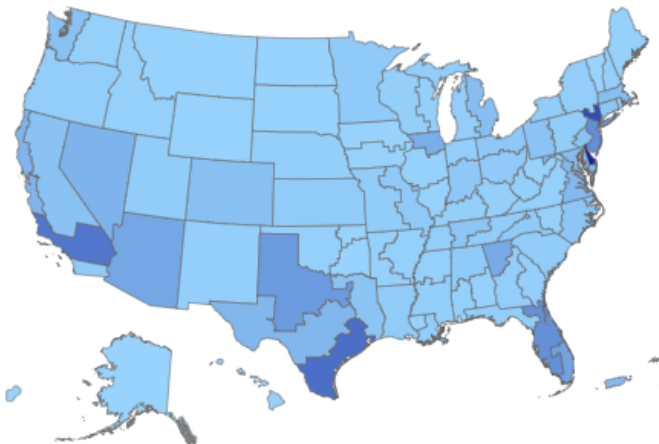
Jan 2007 to Mar 2024

52.4% ▲

Filings Count by Court

View by State

All



Court: All

Monthly Filings Count by Year

All

More options ***

All

2,000

1,500

1,000

500

0

2010

2015

2020

Proceeding Type: Bankruptcy | Chapter: 11, 11(V) | Debtor Type: Commercial | Period: 2007-2024 | Variable: Filings | Measure: Count | Interval: Monthly

Commercial Chapter 11 Open Cases (2007 – Mar 2024)

Reset ↻

Proceeding Type

Bankruptcy Adversary

Chapter

7 9 11 11(V)
12 13 15 All

Debtor Type

Individual Commercial

Period

2007 2024

Variable

Open Cases

Measure

Count

Interval

Monthly Annual

Open Cases Count

End of Selected Periods

Jan 2007 to Mar 2024

12,310

Monthly Average

Jan 2007 to Mar 2024

12,084

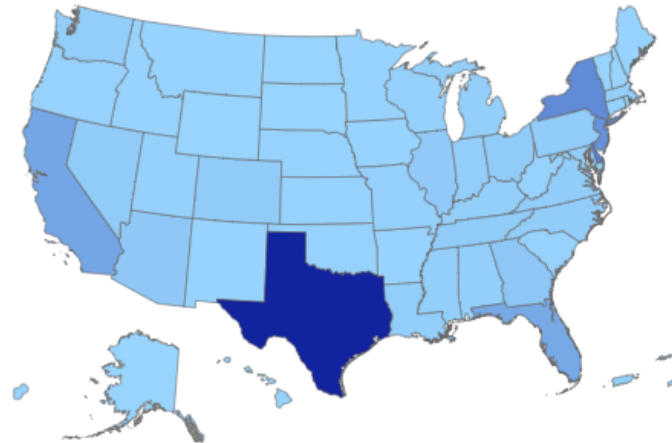
% Change

Jan 2007 to Mar 2024

11.0% ▲

Open Cases Count by State

View by Court All

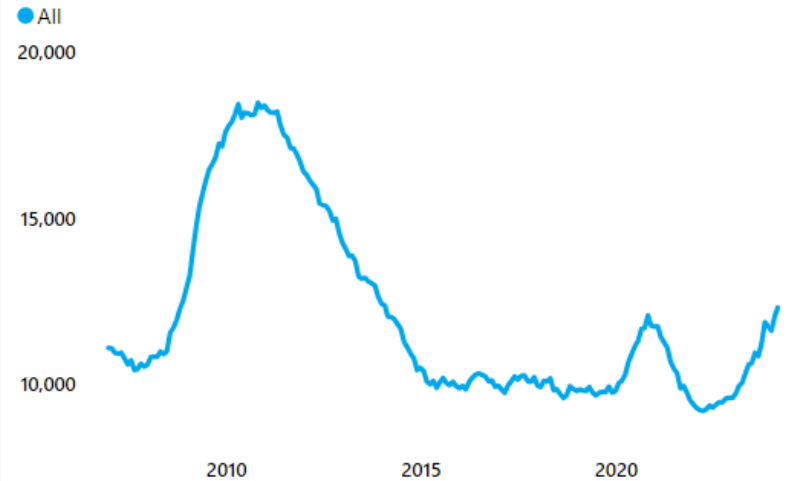


State: All

Monthly Open Cases Count by Year

All

More options ***



Proceeding Type: Bankruptcy | Chapter: 11, 11(V) | Debtor Type: Commercial | Period: 2007-2024 | Variable: Open Cases | Measure: Count | Interval: Monthly

Top All Chapter State Rankings by % Change

Summary | [Periods](#) | [Trends](#)
Filings | Summary

Reset ↺

Proceeding Type

Bankruptcy Adversary

Chapter

7 9 11 11(V)
12 13 15 All

Debtor Type

Individual Commercial

As of Date

Period

WTD MTD YTD
LW LM LY

Variable

Measure

Filings Count - Last Month

As of Date	Selected Period	Prior Period	Change from Prior Period
Apr 01, 2024	Mar 01, 2024 to Mar 31, 2024	Feb 01, 2024 to Feb 29, 2024	Mar 01, 2024 to Mar 31, 2024
1,664	44,457	39,021	13.9% ▲

Filings Count by State View by Court All

State: All

State Rank by % Change

More options ***

Guam	200.0%
Wyoming	103.8%
Delaware	68.1%
Kansas	61.1%
Colorado	56.2%
South Dakota	52.8%
New Mexico	43.2%
Indiana	42.2%
Idaho	41.7%
Iowa	36.1%
Utah	29.6%
Oklahoma	28.6%
Missouri	24.5%

Proceeding Type: Bankruptcy | **Chapter:** 7, 9, 11, 11(V), 12, 13, 15 | **Debtor Type:** Both | **Variable:** Filings | **Measure:** Count | **Ranking:** by % Change

Top All Chapter Court Rankings by % Change

[Summary](#) |
 [Periods](#) |
 [Trends](#)

[Filings](#) |
 [Summary](#)

Reset ↻

Proceeding Type

Bankruptcy Adversary

Chapter

7 9 11 11(V)
12 13 15 All

Debtor Type

Individual Commercial

As of Date 4/1/2024

Period

WTD MTD YTD
LW LM LY

Variable

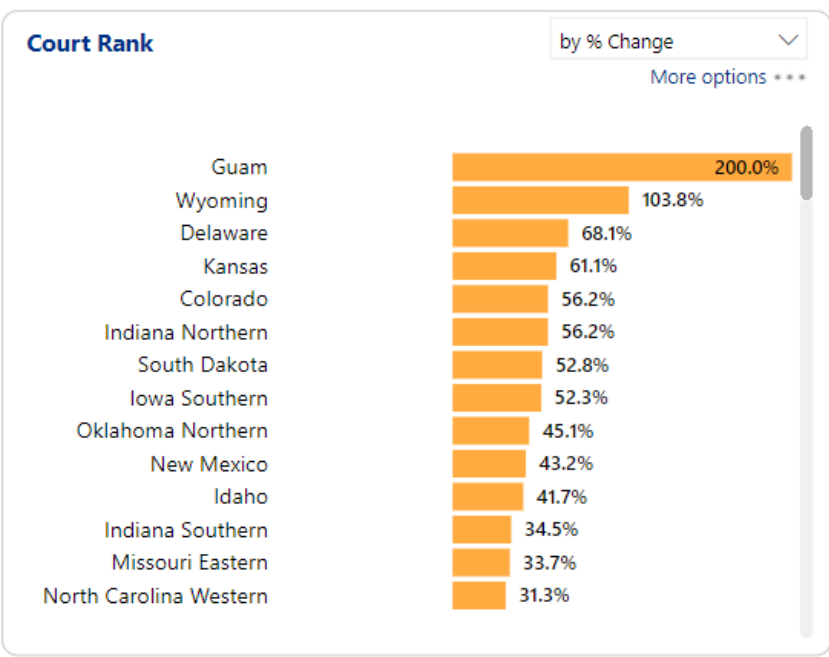
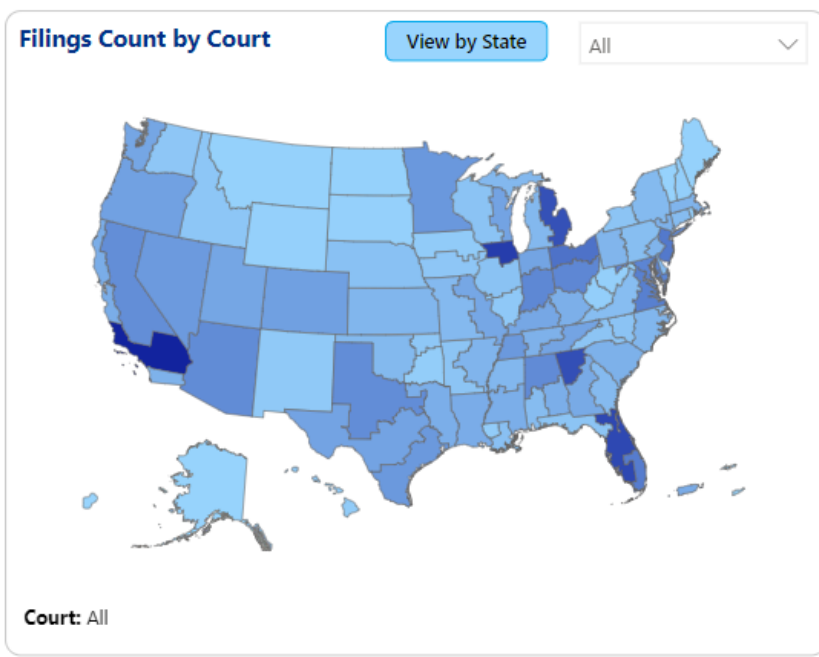
Filings

Measure

Count

Filings Count - Last Month

As of Date	Selected Period	Prior Period	Change from Prior Period
Apr 01, 2024	Mar 01, 2024 to Mar 31, 2024	Feb 01, 2024 to Feb 29, 2024	Mar 01, 2024 to Mar 31, 2024
1,664	44,457	39,021	13.9% ▲



Proceeding Type: Bankruptcy | Chapter: 7, 9, 11, 11(V), 12, 13, 15 | Debtor Type: Both | Variable: Filings | Measure: Count | Ranking: by % Change

Top Chapter 7 State Rankings by % Change

Summary [Periods](#) [Trends](#)
Filings | Summary

Reset ↺

Proceeding Type

Bankruptcy Adversary

Chapter

7 9 11 11(V)
12 13 15 All

Debtor Type

Individual Commercial

As of Date

Period

WTD MTD YTD
LW LM LY

Variable

Measure

Filings Count - Last Month

As of Date	Selected Period	Prior Period	Change from Prior Period
Apr 01, 2024	Mar 01, 2024 to Mar 31, 2024	Feb 01, 2024 to Feb 29, 2024	Mar 01, 2024 to Mar 31, 2024
747	27,451	22,387	22.6% ▲

Filings Count by State View by Court All

State: All

State Rank by % Change

Wyoming	205.9%
South Dakota	105.0%
Guam	100.0%
Kansas	83.0%
Colorado	76.1%
Indiana	72.6%
Louisiana	55.5%
Utah	49.2%
Idaho	44.6%
New Mexico	36.0%
District of Columbia	35.7%
New Hampshire	35.7%
Mississippi	34.9%

Proceeding Type: Bankruptcy | Chapter: 7 | Debtor Type: Both | Variable: Filings | Measure: Count | Ranking: by % Change

Top Chapter 7 Court Rankings by % Change

Summary | Periods | Trends
Filings | Summary

Reset ↺

Proceeding Type
Bankruptcy Adversary

Chapter
7 9 11 11(V)
12 13 15 All

Debtor Type
Individual Commercial

As of Date
4/1/2024

Period
WTD MTD YTD
LW LM LY

Variable
Filings

Measure
Count

Filings Count - Last Month

As of Date	Selected Period	Prior Period	Change from Prior Period
Apr 01, 2024	Mar 01, 2024 to Mar 31, 2024	Feb 01, 2024 to Feb 29, 2024	Mar 01, 2024 to Mar 31, 2024
747	27,451	22,387	22.6% ▲

Filings Count by Court View by State All

Court: All

Court Rank by % Change More options ***

Wyoming	205.9%
Louisiana Western	106.3%
South Dakota	105.0%
Indiana Northern	101.1%
Guam	100.0%
North Carolina Western	94.1%
Kansas	83.0%
Colorado	76.1%
Indiana Southern	57.6%
Illinois Southern	52.5%
Oklahoma Northern	51.5%
Utah	49.2%
Missouri Eastern	48.2%
Mississippi Northern	46.5%

Proceeding Type: Bankruptcy | **Chapter:** 7 | **Debtor Type:** Both | **Variable:** Filings | **Measure:** Count | **Ranking:** by % Change

Top Chapter 13 State Rankings by % Change

Summary
Filings | Summary

Reset ↺

Proceeding Type

Bankruptcy Adversary

Chapter

7 9 11 11(V)

12 13 15 All

Debtor Type

Individual Commercial

As of Date 4/1/2024

Period

WTD MTD YTD

LW LM LY

Variable

Filings ▼

Measure

Count ▼

Filings Count - Last Month

As of Date	Selected Period	Prior Period	Change from Prior Period
Apr 01, 2024	Mar 01, 2024 to Mar 31, 2024	Feb 01, 2024 to Feb 29, 2024	Mar 01, 2024 to Mar 31, 2024
830	16,320	15,715	3.8% ▲

Filings Count by State View by Court All ▼

State: All

State Rank by % Change ▼

More options ***

New Mexico	137.5%
Delaware	103.4%
Rhode Island	52.9%
Iowa	48.3%
Kansas	41.3%
Hawaii	35.3%
Idaho	35.3%
Nebraska	32.3%
Massachusetts	20.0%
North Dakota	20.0%
Oklahoma	17.2%
Missouri	16.7%
South Carolina	11.8%

Proceeding Type: Bankruptcy | **Chapter:** 13 | **Debtor Type:** Both | **Variable:** Filings | **Measure:** Count | **Ranking:** by % Change

Top Chapter 13 Court Rankings by % Change

Summary [Periods](#) [Trends](#)
Filings | Summary

Reset ↺

Proceeding Type

Bankruptcy Adversary

Chapter

7 9 11 11(V)
12 13 15 All

Debtor Type

Individual Commercial

As of Date

Period

WTD MTD YTD
LW LM LY

Variable

Measure

Filings Count - Last Month

As of Date	Selected Period	Prior Period	Change from Prior Period
Apr 01, 2024	Mar 01, 2024 to Mar 31, 2024	Feb 01, 2024 to Feb 29, 2024	Mar 01, 2024 to Mar 31, 2024
830	16,320	15,715	3.8% ▲

Filings Count by Court View by State All

Court: All

Court Rank by % Change

More options ***

New Mexico	137.5%
Delaware	103.4%
Oklahoma Eastern	80.0%
Iowa Northern	62.5%
Rhode Island	52.9%
Louisiana Middle	46.3%
Iowa Southern	42.9%
Kansas	41.3%
Hawaii	35.3%
Idaho	35.3%
Nebraska	32.3%
Louisiana Eastern	28.8%
Texas Eastern	22.5%
Missouri Western	21.8%

Proceeding Type: Bankruptcy | **Chapter:** 13 | **Debtor Type:** Both | **Variable:** Filings | **Measure:** Count | **Ranking:** by % Change

Top Chapter 11 State Rankings by % Change

Summary [Periods](#) [Trends](#)
Filings | Summary

Reset ↺

Proceeding Type

Bankruptcy Adversary

Chapter

7 9 11 11(V)

12 13 15 All

Debtor Type

Individual Commercial

As of Date

Period

WTD MTD YTD

LW LM LY

Variable

Measure

Filings Count - Last Month

As of Date	Selected Period	Prior Period	Change from Prior Period
Apr 01, 2024	Mar 01, 2024 to Mar 31, 2024	Feb 01, 2024 to Feb 29, 2024	Mar 01, 2024 to Mar 31, 2024
61	652	882	-26.1% ▼

Filings Count by State

[View by Court](#) All ▼

State: All

State Rank

by % Change ▼

[More options ***](#)

Virginia	900.0%
Iowa	700.0%
Maryland	500.0%
Puerto Rico	500.0%
Alabama	200.0%
Michigan	150.0%
Delaware	100.0%
Kentucky	100.0%
Maine	100.0%
Ohio	100.0%
South Carolina	100.0%
Utah	100.0%
Florida	28.3%

Proceeding Type: Bankruptcy | **Chapter:** 11, 11(V) | **Debtor Type:** Both | **Variable:** Filings | **Measure:** Count | **Ranking:** by % Change

Top Chapter 11 Court Rankings by % Change

Summary [Periods](#) [Trends](#)
Filings | Summary

Reset ↺

Proceeding Type

Bankruptcy Adversary

Chapter

7 9 11 11(V)

12 13 15 All

Debtor Type

Individual Commercial

As of Date 4/1/2024

Period

WTD MTD YTD

LW LM LY

Variable

Filings

Measure

Count

Filings Count - Last Month

As of Date	Selected Period	Prior Period	Change from Prior Period
Apr 01, 2024	Mar 01, 2024 to Mar 31, 2024	Feb 01, 2024 to Feb 29, 2024	Mar 01, 2024 to Mar 31, 2024
61	652	882	-26.1% ▼

Filings Count by Court View by State All

Court: All

Court Rank by % Change

More options ***

Virginia Eastern	833.3%
Maryland	500.0%
Puerto Rico	500.0%
Florida Northern	300.0%
Mississippi Northern	300.0%
North Carolina Western	300.0%
Ohio Southern	200.0%
Louisiana Eastern	150.0%
Delaware	100.0%
Maine	100.0%
Michigan Eastern	100.0%
South Carolina	100.0%
Utah	100.0%
Ohio Northern	66.7%

Proceeding Type: Bankruptcy | **Chapter:** 11, 11(V) | **Debtor Type:** Both | **Variable:** Filings | **Measure:** Count | **Ranking:** by % Change

All Chapters 2024 Top New Filings – Attorneys YTD

Summary

Attorney / Firm

Stakeholders | Summary

Reset

Stakeholder Type

- Attorney
- Law Firm

Stakeholder Name

- All
- Judge
- Trustee

Stakeholder - Not Specified

-
-

Proceeding Type

-
-

Chapter

-
-
-
-
-
-
-
-

Debtor Type

-
-

Period

1/1/2024 3/31/2024

Variable

Filings

Measure

Count

Period : Jan 01, 2024 to Mar 31, 2024

Total Cases

112,980

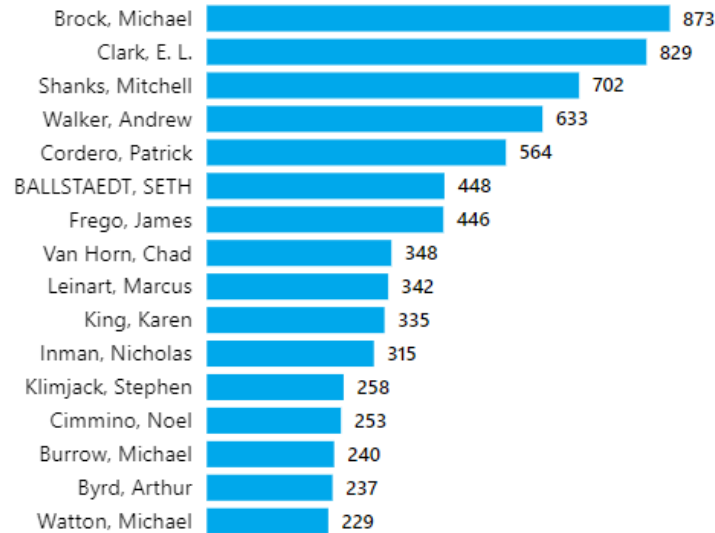
Distinct Stakeholder Names

16,254

Average Cases

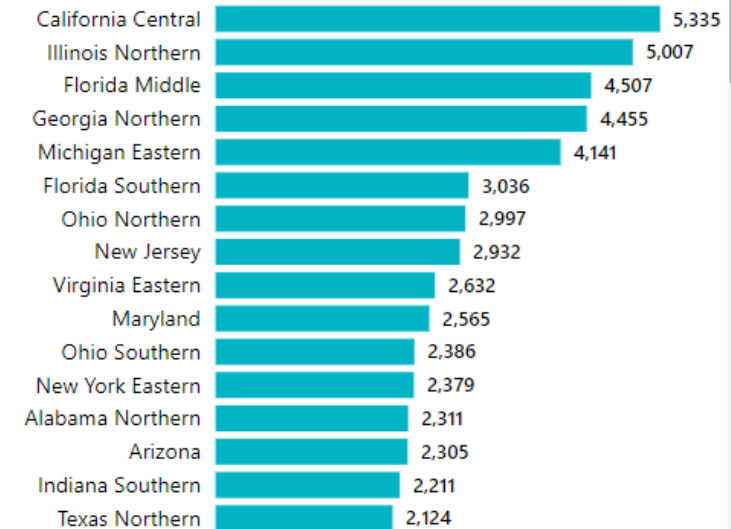
7

Filings Count by Stakeholder



Court Rank

View by Court



Type: Attorney | Name: All | Not Specified: Exclude | Proceeding Type: Both | Chapter: 7, 11, 11(V), 12, 13, 15 | Debtor Type: Individual | Period: Jan 01, 2024 to Mar 31, 2024 | Variable: Filings | Measure: Count



The AACER Difference