



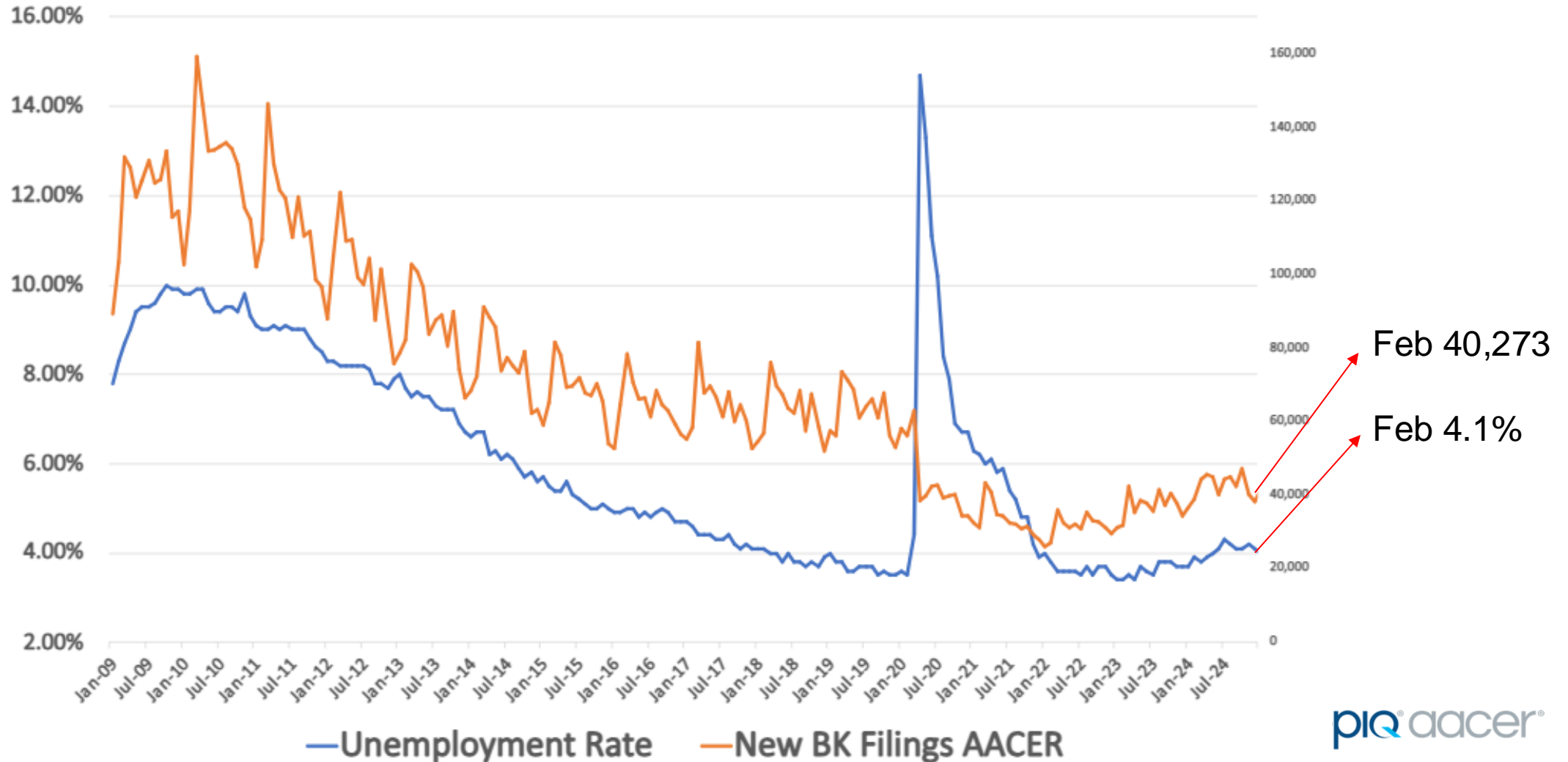
# Bankruptcy Market Trends

March 1, 2025



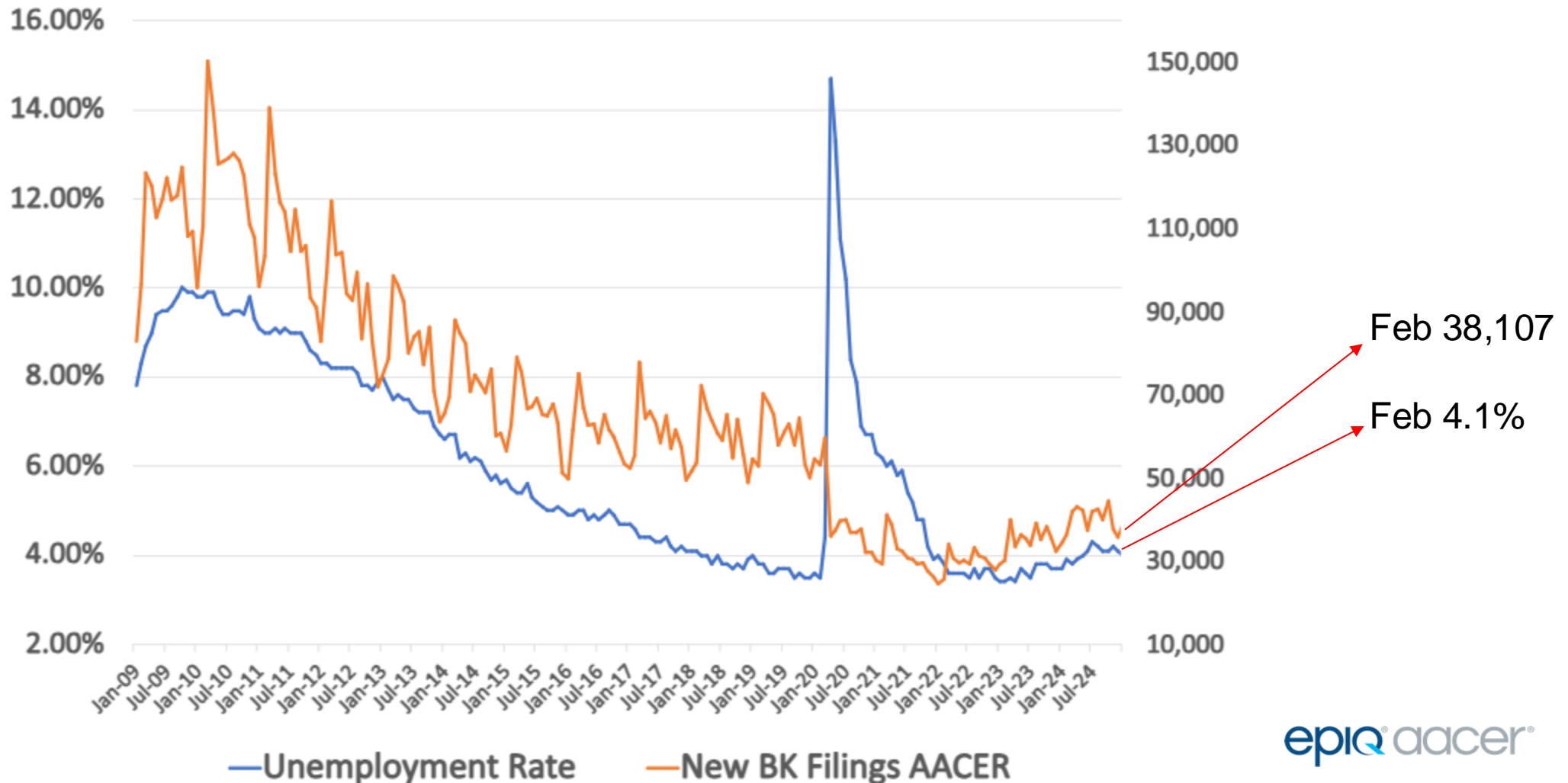
# All Bankruptcy New Filings vs Unemployment

January 2009 – February 2025  
Unemployment Rate : All New Bankruptcy Filings



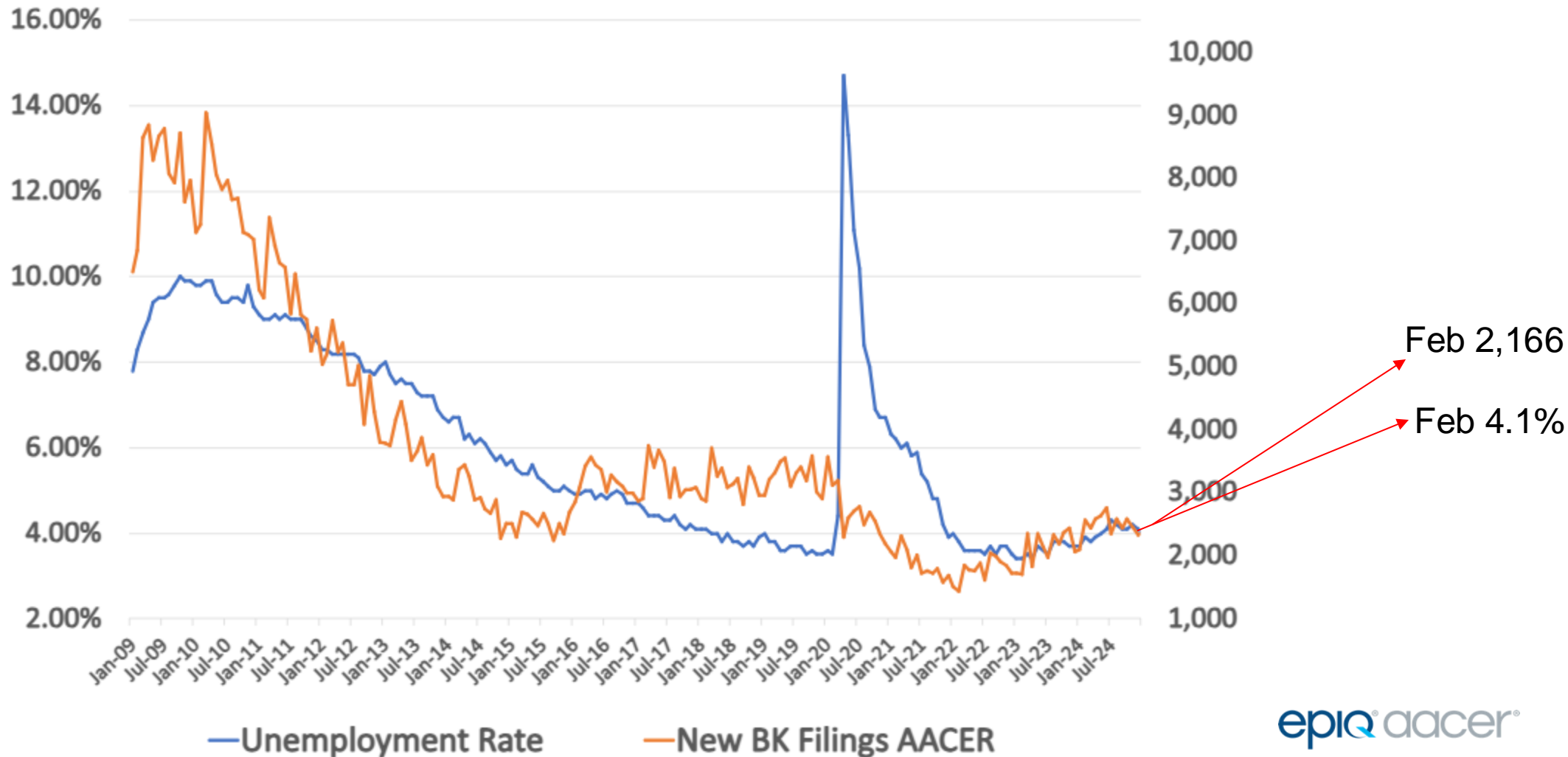
# Individual Bankruptcy New Filings vs Unemployment

**January 2009 – February 2025**  
**Unemployment Rate : Individual New Bankruptcy Filings**



# Commercial Bankruptcy New Filings vs Unemployment

**January 2009 – February 2025**  
**Unemployment Rate : Commercial New Bankruptcy Filings**



# All Chapters New Monthly Filings (Feb vs Jan)

Summary

Periods

Trends

Filings | Summary

Reset

Proceeding Type

Bankruptcy

Adversary

Chapter

7

9

11

11(V)

12

13

15

All

Debtor Type

Individual

Commercial

As of Date

3/1/2025

Period

WTD

MTD

YTD

LW

LM

LY

Variable

Filings

Measure

Count

Filings Count - Last Month

As of Date

Mar 01, 2025

242

Selected Period

Feb 01, 2025 to Feb 28, 2025

40,273

Prior Period

Jan 01, 2025 to Jan 31, 2025

41,517

Change from Prior Period

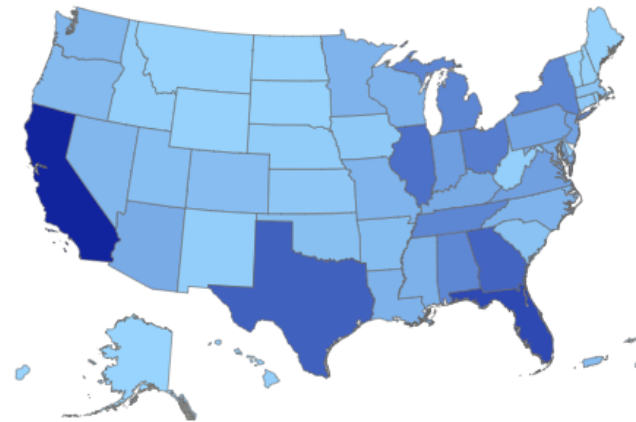
Feb 01, 2025 to Feb 28, 2025

-3.0% ▼

Filings Count by State

View by Court

All

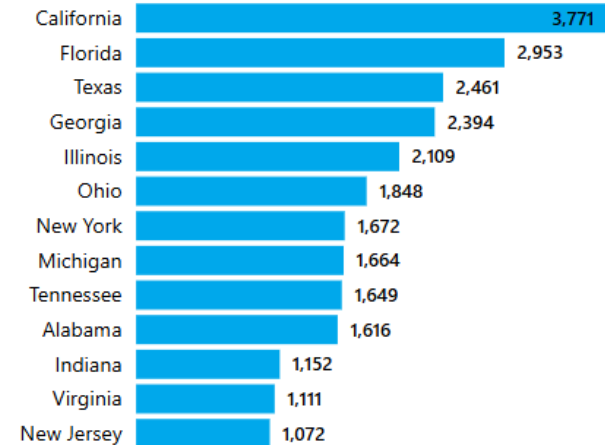


State: All

State Rank

by Selected Period

More options \*\*\*



Proceeding Type: Bankruptcy | Chapter: 7, 9, 11, 11(V), 12, 13, 15 | Debtor Type: Both | Variable: Filings | Measure: Count | Ranking: by Selected Period



# All Individual Chapters New Monthly Filings (Feb vs Jan)

Summary Periods Trends

Filings | Summary

Reset

Proceeding Type

Bankruptcy Adversary

Chapter

7 9 11 11(V) 12 13 15 All

Debtor Type

Individual Commercial

As of Date

3/1/2025

Period

WTD MTD YTD LW LM LY

Variable

Filings

Measure

Count

Filings Count - Last Month

As of Date

Mar 01, 2025

231

Selected Period

Feb 01, 2025 to Feb 28, 2025

38,107

Prior Period

Jan 01, 2025 to Jan 31, 2025

39,133

Change from Prior Period

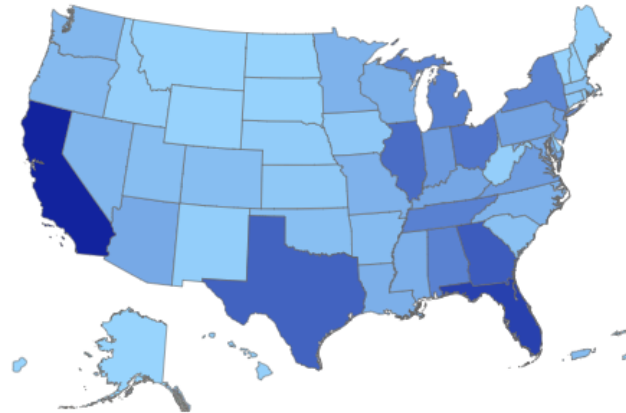
Feb 01, 2025 to Feb 28, 2025

-2.6% ▼

Filings Count by State

View by Court

All

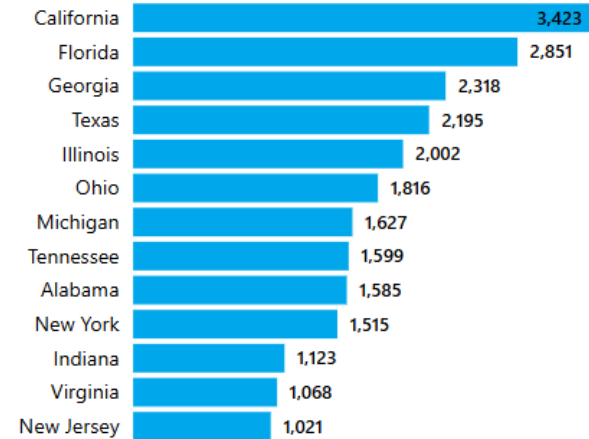


State: All

State Rank

by Selected Period

More options \*\*\*



Proceeding Type: Bankruptcy | Chapter: 7, 9, 11, 11(V), 12, 13, 15 | Debtor Type: Individual | Variable: Filings | Measure: Count | Ranking: by Selected Period

# Individual Chapter 7 New Monthly Filings (Feb vs Jan)

Summary Periods Trends

Filings | Summary

Reset

Proceeding Type

Bankruptcy Adversary

Chapter

7 9 11 11(V)  
12 13 15 All

Debtor Type

Individual Commercial

As of Date

3/1/2025

Period

WTD MTD YTD  
LW LM LY

Variable

Filings

Measure

Count

Filings Count - Last Month

As of Date

Mar 01, 2025

137

Selected Period

Feb 01, 2025 to Feb 28, 2025

22,900

Prior Period

Jan 01, 2025 to Jan 31, 2025

22,940

Change from Prior Period

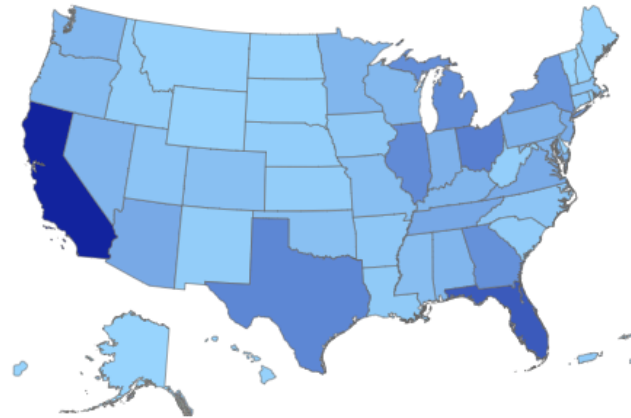
Feb 01, 2025 to Feb 28, 2025

-0.2%

Filings Count by State

View by Court

All

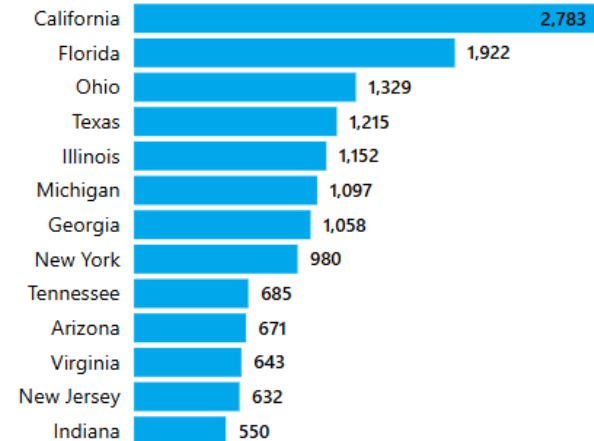


State: All

State Rank

by Selected Period

More options



Proceeding Type: Bankruptcy | Chapter: 7 | Debtor Type: Individual | Variable: Filings | Measure: Count | Ranking: by Selected Period

# Individual Chapter 7 New Monthly Filings (2009 – Feb 2025)

Reset ↻

Proceeding Type

Bankruptcy Adversary

Chapter

7 9 11 11(V)  
12 13 15 All

Debtor Type

Individual Commercial

Period

2009 2025

Variable

Filings

Measure

Count

Interval

Monthly Annual

### Filings Count

Selected Period Total

Jan 2009 to Feb 2025

8,643,210

Full Month Average

Jan 2009 to Feb 2025

44,553

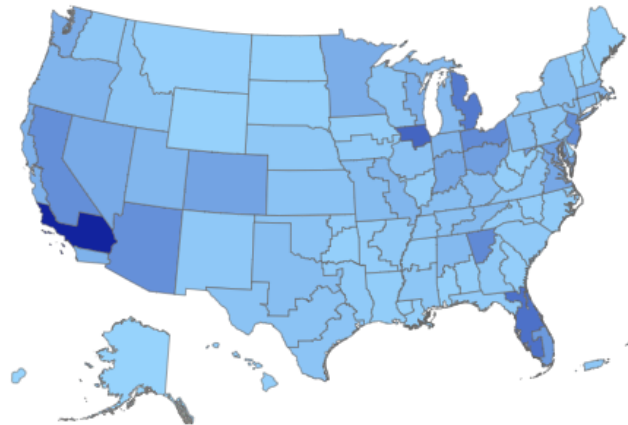
% Change

Jan 2009 to Feb 2025

-58.0% ▼

### Filings Count by Court

View by State All

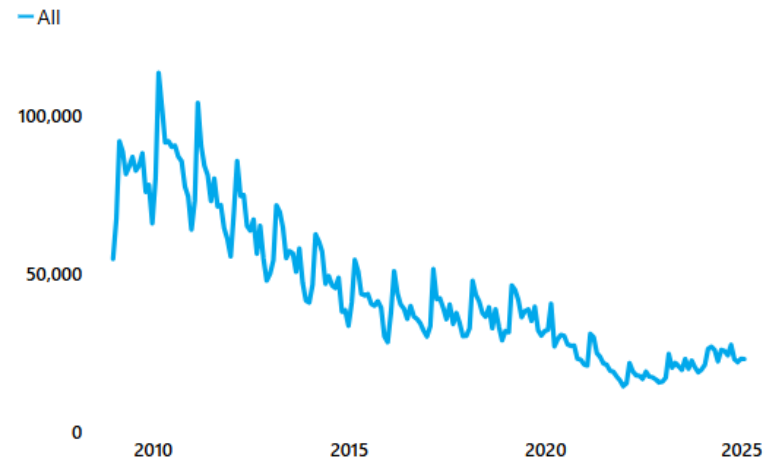


Court: All

### Monthly Filings Count by Year

All

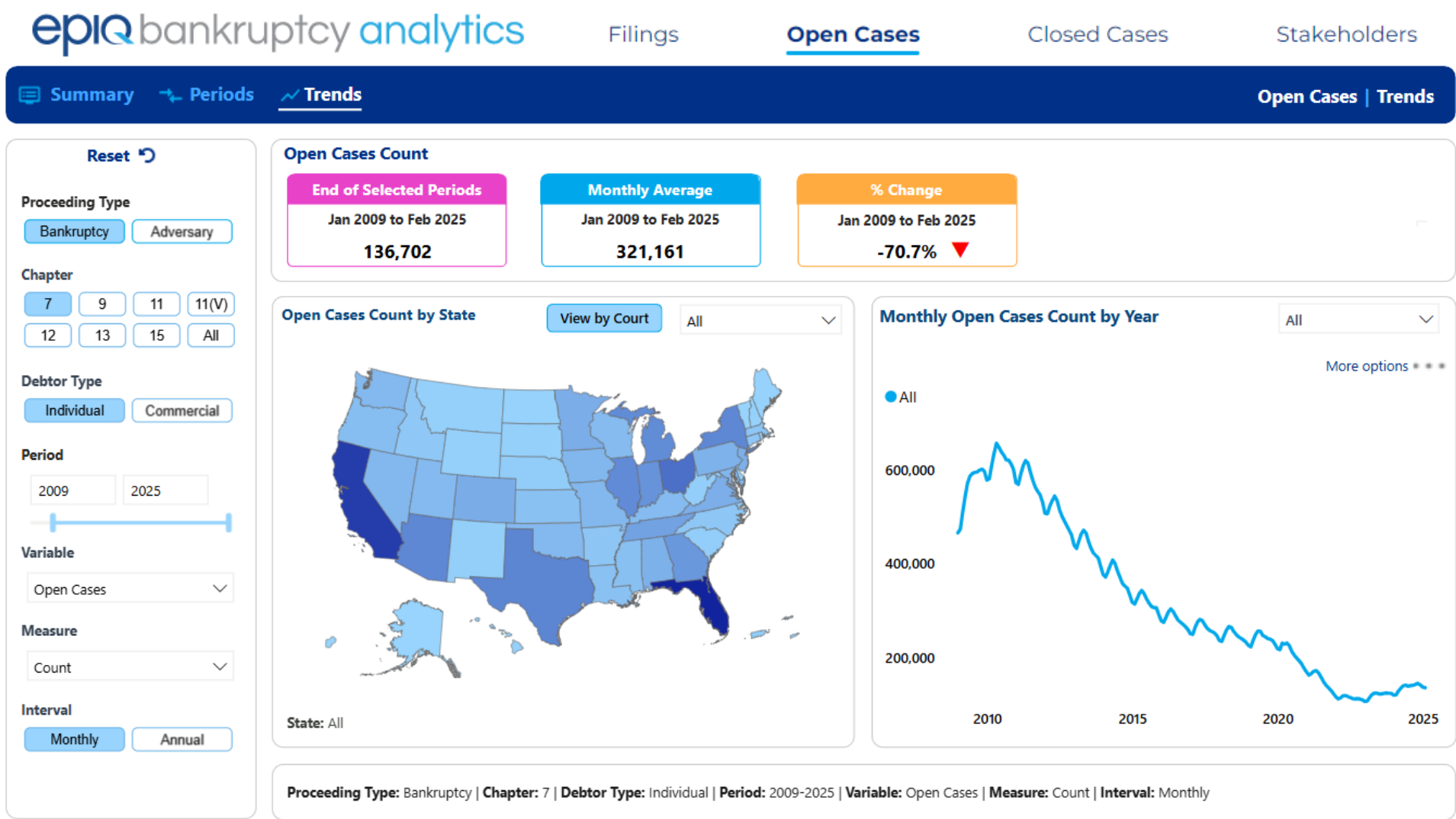
More options \*\*\*



Proceeding Type: Bankruptcy | Chapter: 7 | Debtor Type: Individual | Period: 2009-2025 | Variable: Filings | Measure: Count | Interval: Monthly



# Individual Chapter 7 Open Cases (2009 – Feb 2025)



# Individual Chapter 13 New Monthly Filings (Feb vs Jan)

Summary

Periods

Trends

Filings | Summary

Reset

Proceeding Type

Bankruptcy

Adversary

Chapter

7

9

11

11(V)

12

13

15

All

Debtor Type

Individual

Commercial

As of Date

3/1/2025

Period

WTD

MTD

YTD

LW

LM

LY

Variable

Filings

Measure

Count

Filings Count - Last Month

As of Date

Mar 01, 2025

93

Selected Period

Feb 01, 2025 to Feb 28, 2025

15,125

Prior Period

Jan 01, 2025 to Jan 31, 2025

16,085

Change from Prior Period

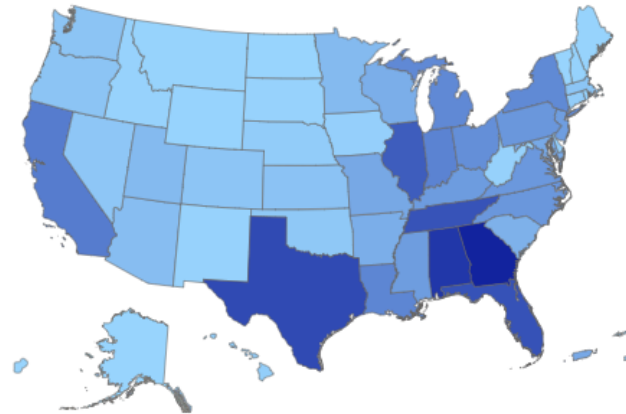
Feb 01, 2025 to Feb 28, 2025

-6.0% ▼

Filings Count by State

View by Court

All

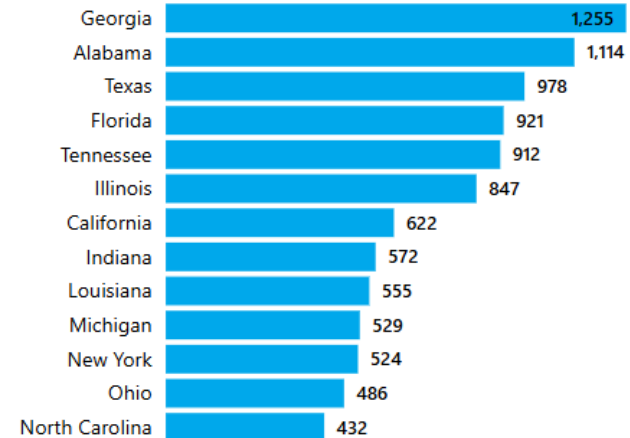


State: All

State Rank

by Selected Period

More options \*\*\*



Proceeding Type: Bankruptcy | Chapter: 13 | Debtor Type: Individual | Variable: Filings | Measure: Count | Ranking: by Selected Period

# Individual Chapter 13 New Monthly Filings (2009 – Feb 2025)

Summary

Periods

Trends

Filings | Trends

Reset

Proceeding Type

Bankruptcy

Adversary

Chapter

7

9

11

11(V)

12

13

15

All

Debtor Type

Individual

Commercial

Period

2009

2025

Variable

Filings

Measure

Count

Interval

Monthly

Annual

Filings Count

Selected Period Total

Jan 2009 to Feb 2025

4,345,059

Full Month Average

Jan 2009 to Feb 2025

22,397

% Change

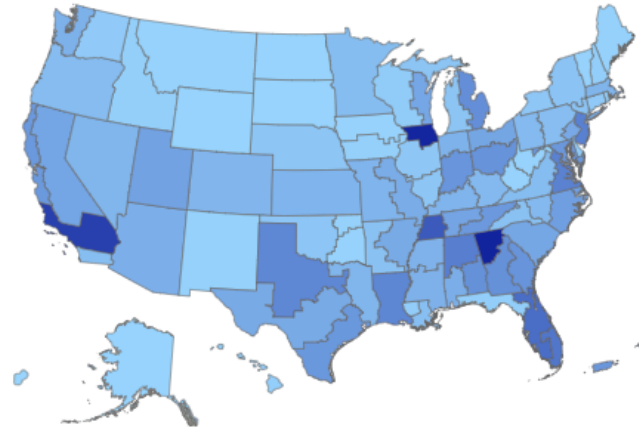
Jan 2009 to Feb 2025

-46.3%

Filings Count by Court

View by State

All

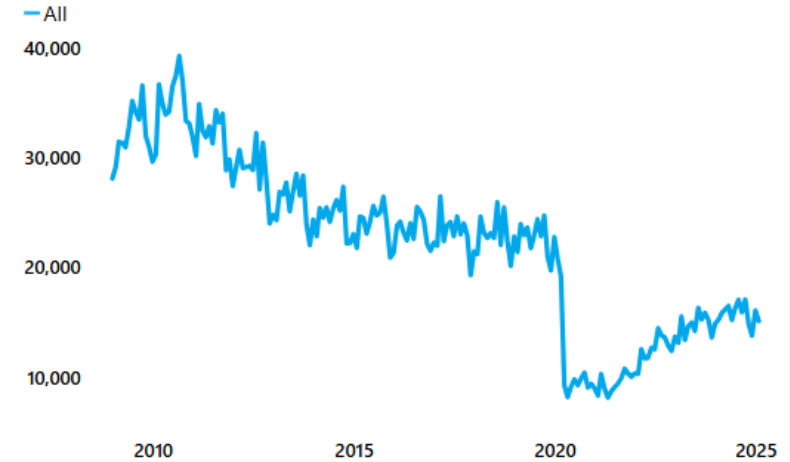


Court: All

Monthly Filings Count by Year

All

More options



Proceeding Type: Bankruptcy | Chapter: 13 | Debtor Type: Individual | Period: 2009-2025 | Variable: Filings | Measure: Count | Interval: Monthly

# Individual Chapter 13 Open Cases (2009 – Feb 2025)

Summary

Periods

Trends

Open Cases | Trends

Reset

Proceeding Type

Bankruptcy

Adversary

Chapter

7

9

11

11(V)

12

13

15

All

Debtor Type

Individual

Commercial

Period

2009

2025

Variable

Open Cases

Measure

Count

Interval

Monthly

Annual

Open Cases Count

End of Selected Periods

Jan 2009 to Feb 2025

483,154

Monthly Average

Jan 2009 to Feb 2025

769,618

% Change

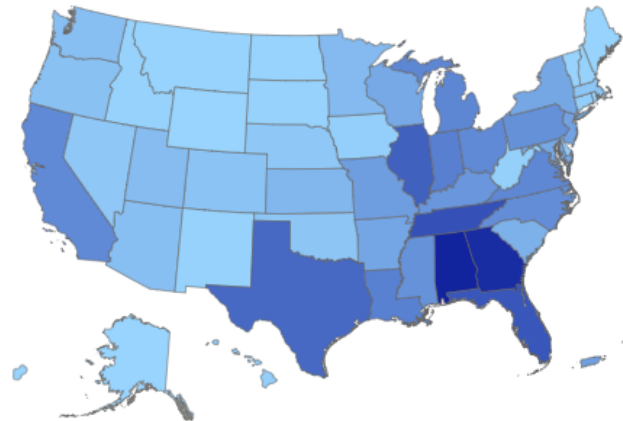
Jan 2009 to Feb 2025

-39.5% ▼

Open Cases Count by State

View by Court

All

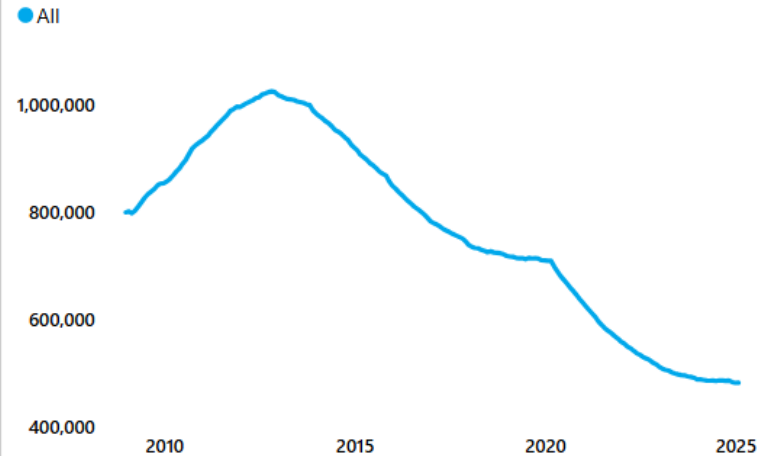


State: All

Monthly Open Cases Count by Year

All

More options



Proceeding Type: Bankruptcy | Chapter: 13 | Debtor Type: Individual | Period: 2009-2025 | Variable: Open Cases | Measure: Count | Interval: Monthly

# All Commercial New Monthly Filings (Feb vs Jan)

Summary

Periods

Trends

Filings | Summary

Reset

Proceeding Type

Bankruptcy Adversary

Chapter

7 9 11 11(V) 12 13 15 All

Debtor Type

Individual Commercial

As of Date

3/1/2025

Period

WTD MTD YTD LW LM LY

Variable

Filings

Measure

Count

Filings Count - Last Month

As of Date

Mar 01, 2025

11

Selected Period

Feb 01, 2025 to Feb 28, 2025

2,166

Prior Period

Jan 01, 2025 to Jan 31, 2025

2,384

Change from Prior Period

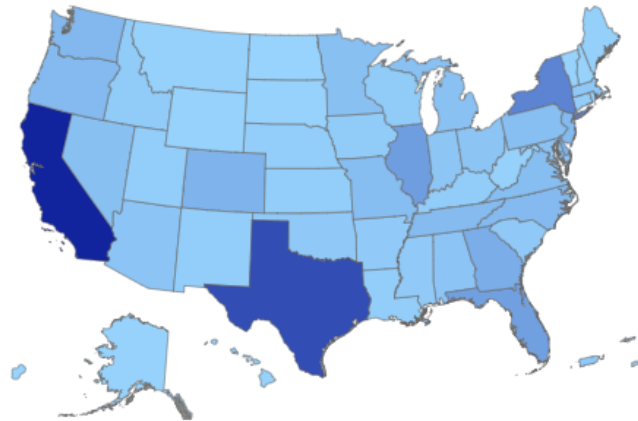
Feb 01, 2025 to Feb 28, 2025

-9.1% ▼

Filings Count by State

View by Court

All

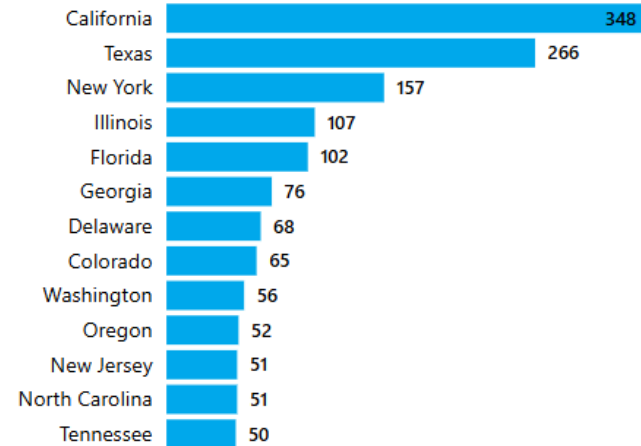


State: All

State Rank

by Selected Period

More options \*\*\*



Proceeding Type: Bankruptcy | Chapter: 7, 9, 11, 11(V), 12, 13, 15 | Debtor Type: Commercial | Variable: Filings | Measure: Count | Ranking: by Selected Period

# Commercial Chapter 11 New Monthly Filings (2009 – Feb 2025)

Summary

Periods

Trends

Filings | Trends

Reset

Proceeding Type

Bankruptcy

Adversary

Chapter

7

9

11

11(V)

12

13

15

All

Debtor Type

Individual

Commercial

Period

2009

2025

Variable

Filings

Measure

Count

Interval

Monthly

Annual

Filings Count

Selected Period Total

Jan 2009 to Feb 2025

109,218

Full Month Average

Jan 2009 to Feb 2025

563

% Change

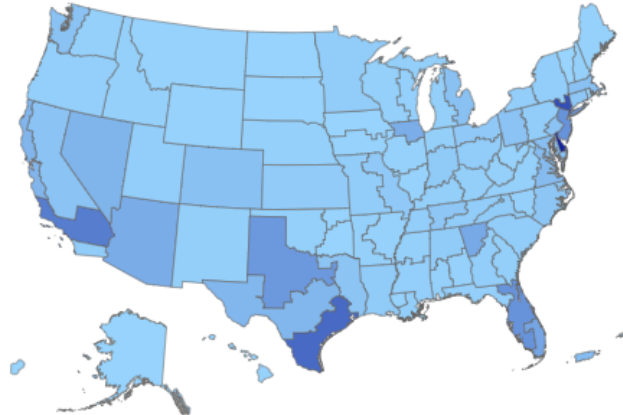
Jan 2009 to Feb 2025

-50.0% ▼

Filings Count by Court

View by State

All

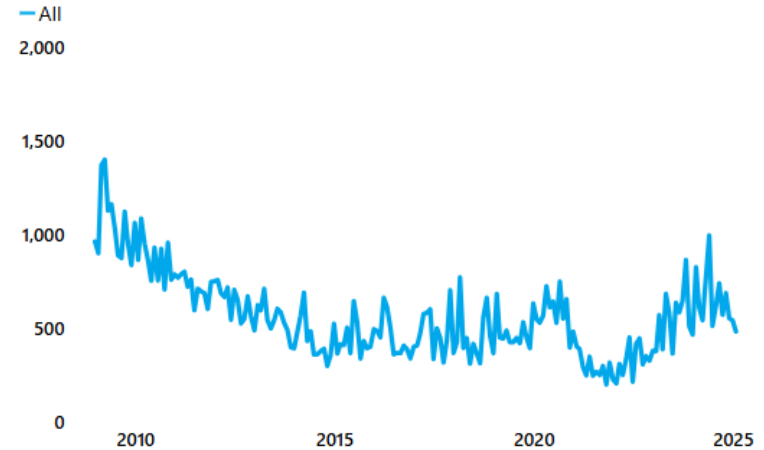


Court: All

Monthly Filings Count by Year

All

More options



Proceeding Type: Bankruptcy | Chapter: 11, 11(V) | Debtor Type: Commercial | Period: 2009-2025 | Variable: Filings | Measure: Count | Interval: Monthly



# Commercial Chapter 11 Open Cases (2009 – Feb 2025)

**epiq bankruptcy analytics** Filings **Open Cases** Closed Cases Stakeholders

Summary Periods Trends **Open Cases | Trends**

Reset ↻

Proceeding Type: **Bankruptcy** Adversary

Chapter: 7 9 **11** 11(V) 12 13 15 All

Debtor Type: Individual **Commercial**

Period: 2009 2025

Variable: Open Cases

Measure: Count

Interval: **Monthly** Annual

**Open Cases Count**

| End of Selected Periods | Monthly Average      | % Change             |
|-------------------------|----------------------|----------------------|
| Jan 2009 to Feb 2025    | Jan 2009 to Feb 2025 | Jan 2009 to Feb 2025 |
| <b>13,763</b>           | <b>12,281</b>        | <b>6.7%</b> ▲        |

**Open Cases Count by State** View by Court All

State: All

**Monthly Open Cases Count by Year** All

More options ⋮

Proceeding Type: Bankruptcy | Chapter: 11, 11(V) | Debtor Type: Commercial | Period: 2009-2025 | Variable: Open Cases | Measure: Count | Interval: Monthly

# Top All Chapter State Rankings by % Change

**Reset** ↺

**Proceeding Type**

**Chapter**

**Debtor Type**

**As of Date**

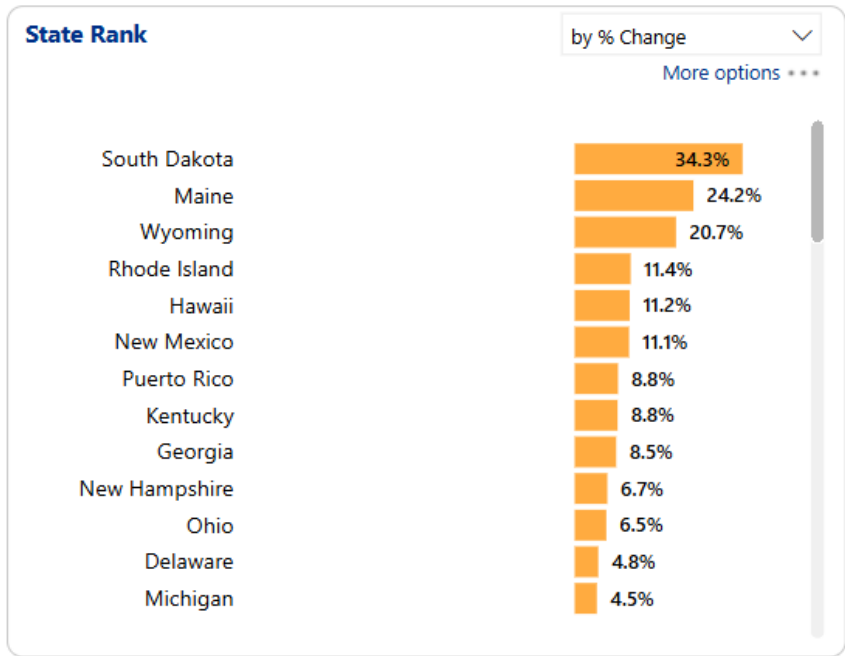
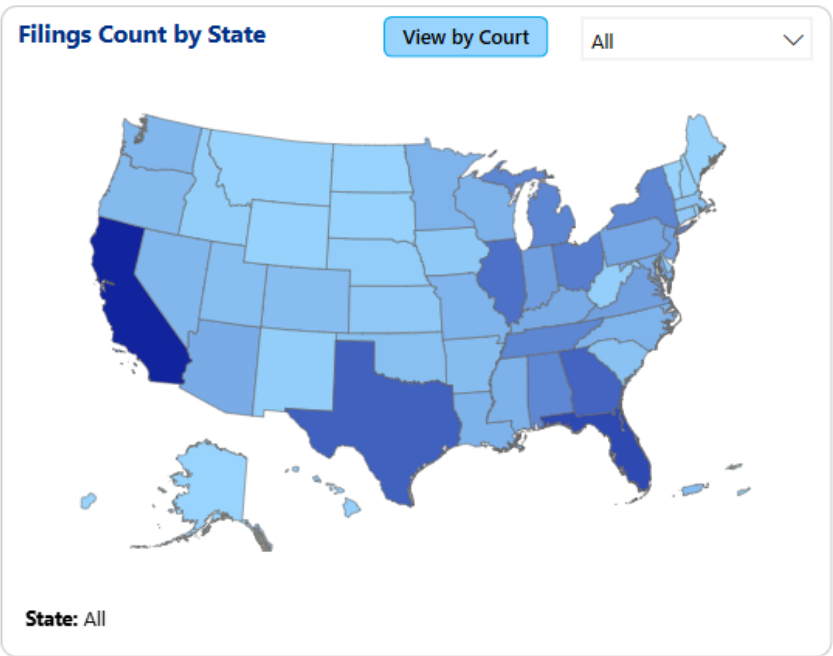
**Period**

**Variable**

**Measure**

**Filings Count - Last Month**

| As of Date                 | Selected Period                               | Prior Period                                  | Change from Prior Period                       |
|----------------------------|---|---|--|
| Mar 01, 2025<br><b>242</b> | Feb 01, 2025 to Feb 28, 2025<br><b>40,273</b> | Jan 01, 2025 to Jan 31, 2025<br><b>41,517</b> | Feb 01, 2025 to Feb 28, 2025<br><b>-3.0%</b> ▼ |



**Proceeding Type:** Bankruptcy | **Chapter:** 7, 9, 11, 11(V), 12, 13, 15 | **Debtor Type:** Both | **Variable:** Filings | **Measure:** Count | **Ranking:** by % Change

# Top All Chapter Court Rankings by % Change

[Summary](#) | 
 [Periods](#) | 
 [Trends](#)

[Filings](#) | 
 [Summary](#)

**Reset** ↺

**Proceeding Type**

Bankruptcy | Adversary

**Chapter**

7 | 9 | 11 | 11(V) | 12 | 13 | 15 | All

**Debtor Type**

Individual | Commercial

**As of Date** | 3/1/2025

**Period**

WTD | MTD | YTD | LW | LM | LY

**Variable**

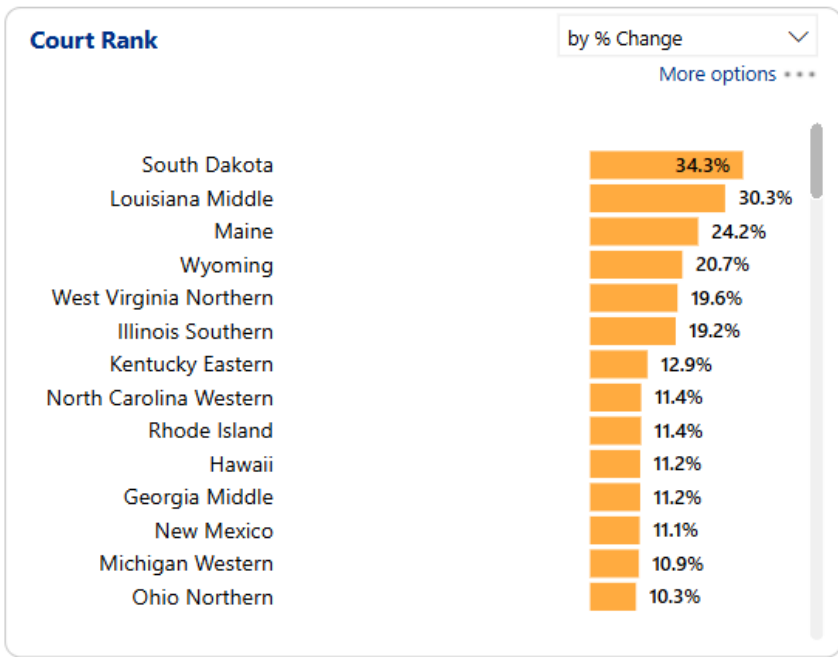
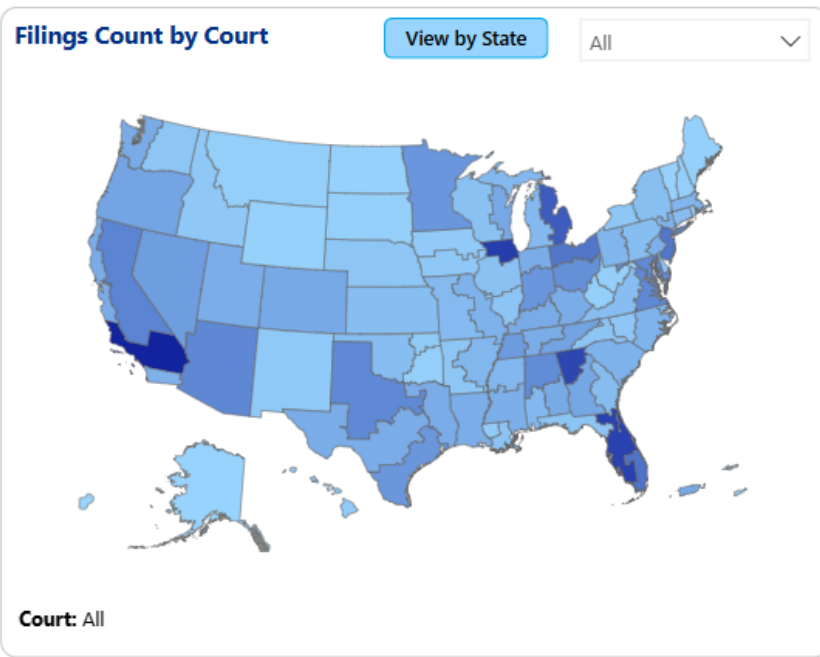
Filings

**Measure**

Count

**Filings Count - Last Month**

| As of Date          | Selected Period                        | Prior Period                           | Change from Prior Period |
|---------------------|--|--|--------------------------|
| Mar 01, 2025<br>242 | Feb 01, 2025 to Feb 28, 2025<br>40,273 | Jan 01, 2025 to Jan 31, 2025<br>41,517 | -3.0% ▼                  |



Proceeding Type: Bankruptcy | Chapter: 7, 9, 11, 11(V), 12, 13, 15 | Debtor Type: Both | Variable: Filings | Measure: Count | Ranking: by % Change

# Top Chapter 7 State Rankings by % Change

Reset ↺

Proceeding Type

Bankruptcy Adversary

Chapter

7 9 11 11(V)  
12 13 15 All

Debtor Type

Individual Commercial

As of Date

3/1/2025

Period

WTD MTD YTD  
LW LM LY

Variable

Filings

Measure

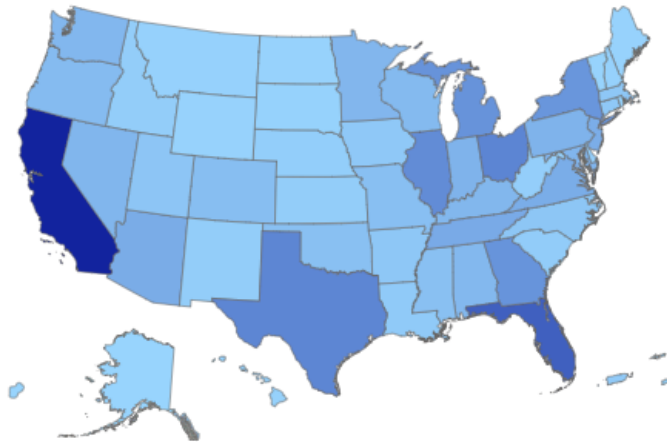
Count

Filings Count - Last Month

| As of Date   | Selected Period              | Prior Period                 | Change from Prior Period     |
|--------------|------------------------------|------------------------------|------------------------------|
| Mar 01, 2025 | Feb 01, 2025 to Feb 28, 2025 | Jan 01, 2025 to Jan 31, 2025 | Feb 01, 2025 to Feb 28, 2025 |
| 143          | 24,162                       | 24,261                       | -0.4% ▼                      |

Filings Count by State

View by Court All



State: All

State Rank

by % Change

More options \*\*\*

|               |        |
|---------------|--------|
| South Dakota  | 125.0% |
| Guam          | 50.0%  |
| Delaware      | 39.1%  |
| Wyoming       | 33.3%  |
| New Hampshire | 27.0%  |
| Louisiana     | 23.9%  |
| Rhode Island  | 23.4%  |
| Kentucky      | 22.9%  |
| Arkansas      | 22.2%  |
| New Mexico    | 18.2%  |
| Georgia       | 18.0%  |
| Alabama       | 15.6%  |
| Puerto Rico   | 14.6%  |

Proceeding Type: Bankruptcy | Chapter: 7 | Debtor Type: Both | Variable: Filings | Measure: Count | Ranking: by % Change

# Top Chapter 7 Court Rankings by % Change

Summary | Periods | Trends | Filings | Summary

Reset ↺

**Proceeding Type**  
 Bankruptcy Adversary

**Chapter**  
 7 9 11 11(V)  
 12 13 15 All

**Debtor Type**  
 Individual Commercial

**As of Date** 3/1/2025

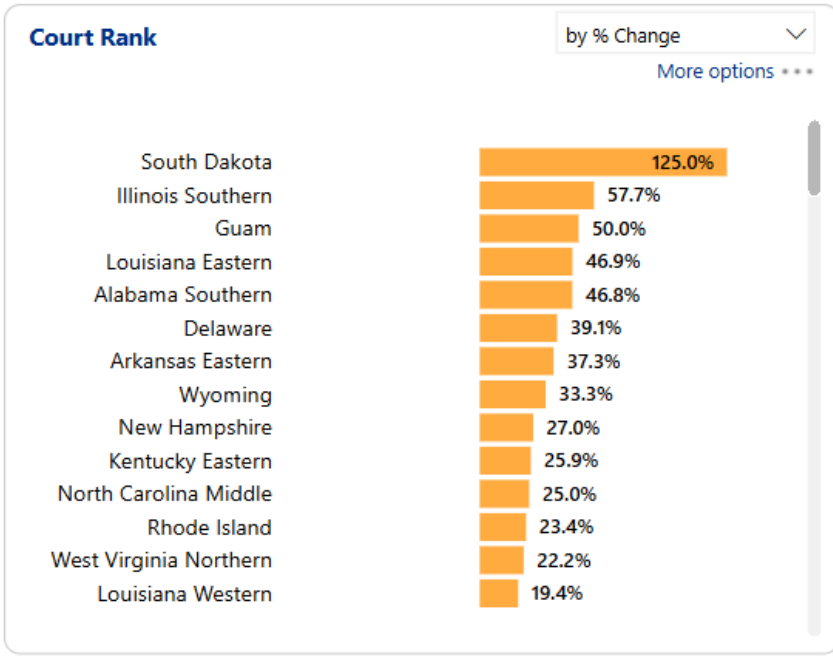
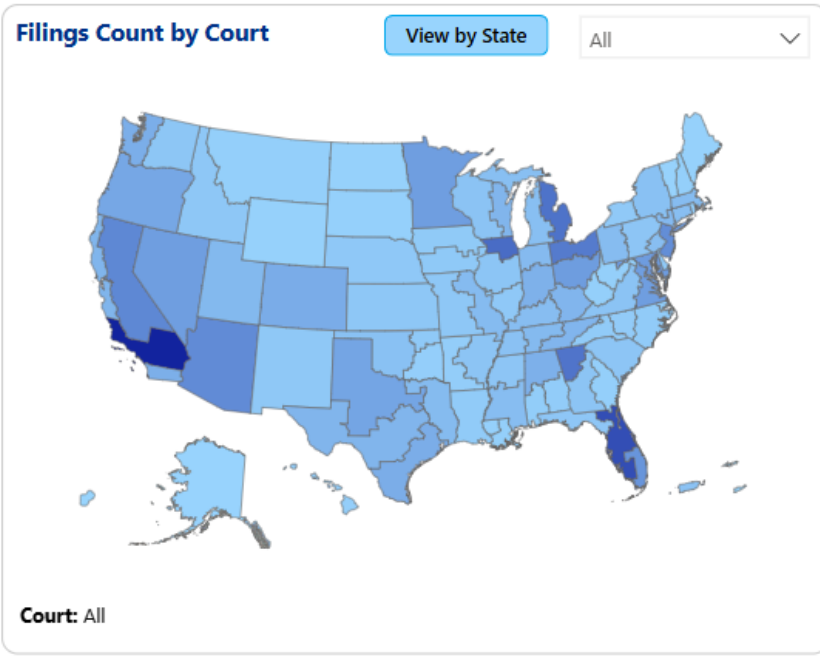
**Period**  
 WTD MTD YTD  
 LW LM LY

**Variable**  
 Filings

**Measure**  
 Count

**Filings Count - Last Month**

| As of Date          | Selected Period                        | Prior Period                           | Change from Prior Period                |
|---------------------|--|--|---|
| Mar 01, 2025<br>143 | Feb 01, 2025 to Feb 28, 2025<br>24,162 | Jan 01, 2025 to Jan 31, 2025<br>24,261 | Feb 01, 2025 to Feb 28, 2025<br>-0.4% ▼ |



Proceeding Type: Bankruptcy | Chapter: 7 | Debtor Type: Both | Variable: Filings | Measure: Count | Ranking: by % Change

# Top Chapter 13 State Rankings by % Change

Summary [Periods](#) [Trends](#)
Filings | Summary

Reset ↺

**Proceeding Type**

Bankruptcy Adversary

**Chapter**

7 9 11 11(V)  
12 13 15 All

**Debtor Type**

Individual Commercial

**As of Date** 3/1/2025

**Period**

WTD MTD YTD  
LW LM LY

**Variable**

Filings

**Measure**

Count

As of Date

Mar 01, 2025

96

Selected Period

Feb 01, 2025 to Feb 28, 2025

15,528

Prior Period

Jan 01, 2025 to Jan 31, 2025

16,587

Change from Prior Period

Feb 01, 2025 to Feb 28, 2025

-6.4% ▼

**Filings Count by State** View by Court All

State: All

**State Rank** by % Change More options

|                      |       |
|----------------------|-------|
| Hawaii               | 22.2% |
| District of Columbia | 20.0% |
| Kansas               | 14.2% |
| Maine                | 12.5% |
| Michigan             | 10.2% |
| Ohio                 | 6.7%  |
| Puerto Rico          | 5.9%  |
| Georgia              | 2.0%  |
| Minnesota            | 1.6%  |
| Missouri             | 0.3%  |
| Delaware             | 0.0%  |
| Virgin Islands       | 0.0%  |
| Indiana              | -0.7% |

**Proceeding Type:** Bankruptcy | **Chapter:** 13 | **Debtor Type:** Both | **Variable:** Filings | **Measure:** Count | **Ranking:** by % Change



# Top Chapter 13 Court Rankings by % Change

**Reset** ↺

**Proceeding Type**

**Chapter**

**Debtor Type**

**As of Date**

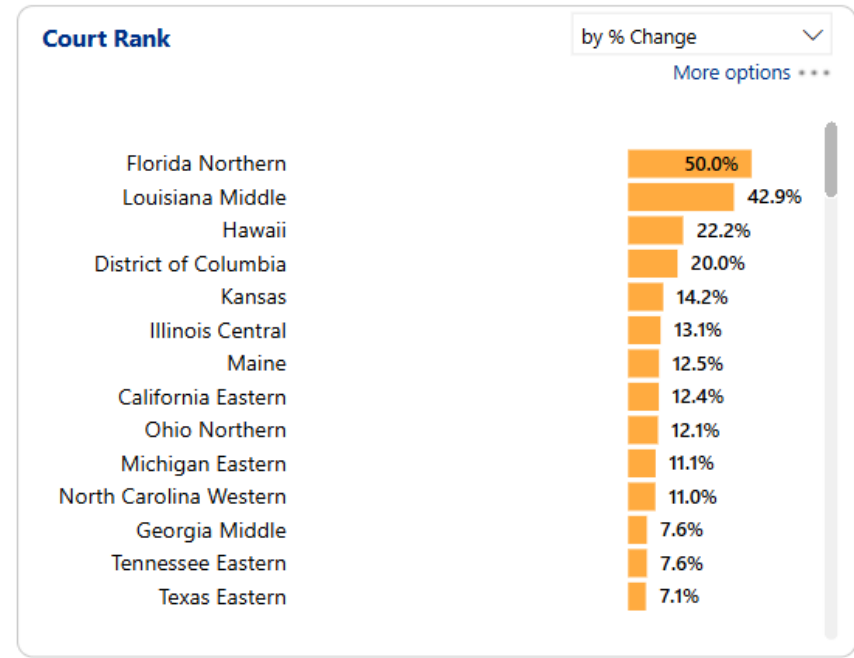
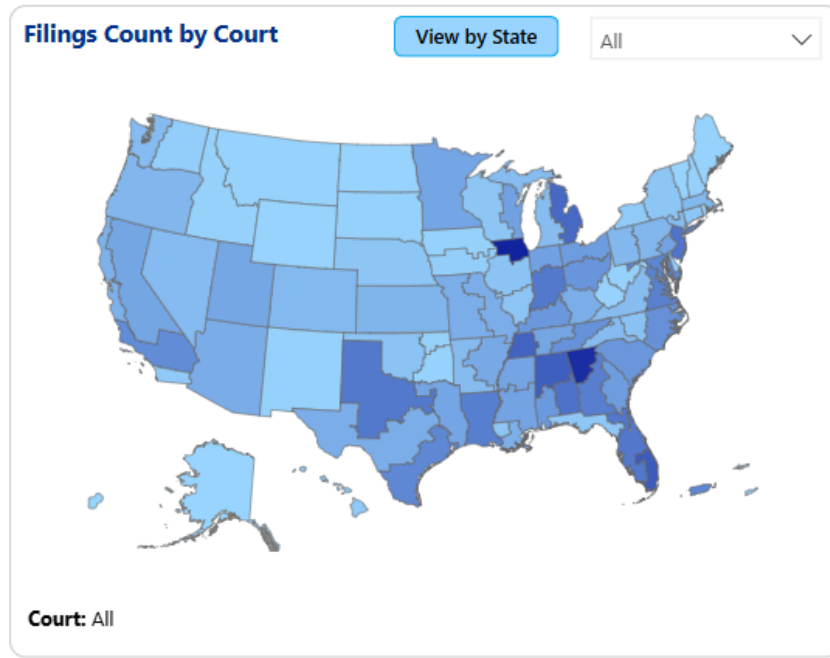
**Period**

**Variable**

**Measure**

**Filings Count - Last Month**

|                   |                              |                              |                                 |
|-------------------|------------------------------|------------------------------|---------------------------------|
| <b>As of Date</b> | <b>Selected Period</b>       | <b>Prior Period</b>          | <b>Change from Prior Period</b> |
| Mar 01, 2025      | Feb 01, 2025 to Feb 28, 2025 | Jan 01, 2025 to Jan 31, 2025 | Feb 01, 2025 to Feb 28, 2025    |
| <b>96</b>         | <b>15,528</b>                | <b>16,587</b>                | <b>-6.4%</b> ▼                  |



Proceeding Type: Bankruptcy | Chapter: 13 | Debtor Type: Both | Variable: Filings | Measure: Count | Ranking: by % Change

# Top Chapter 11 State Rankings by % Change

Summary | Periods | Trends Filings | Summary

**Reset** ↺

**Proceeding Type**

**Chapter**

**Debtor Type**

**As of Date**

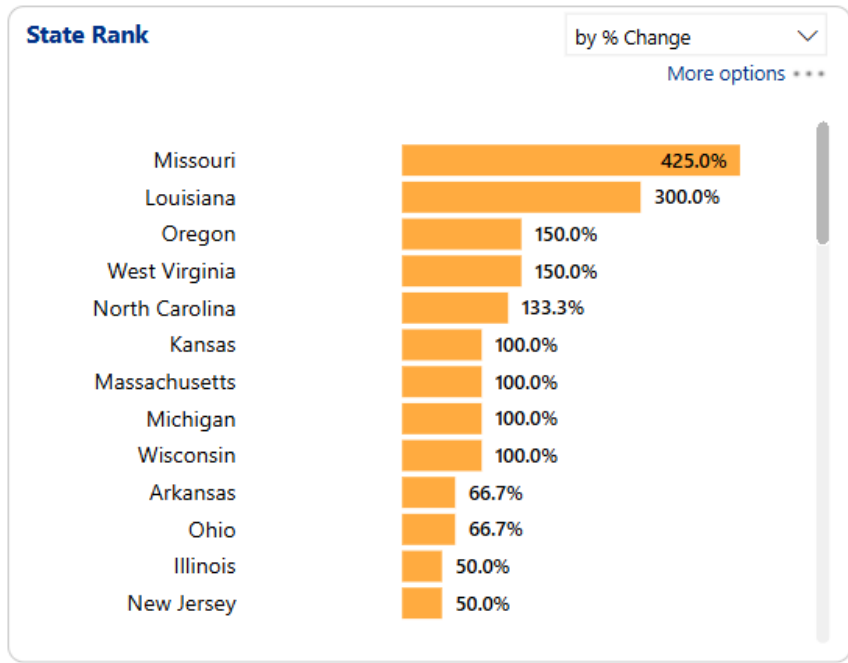
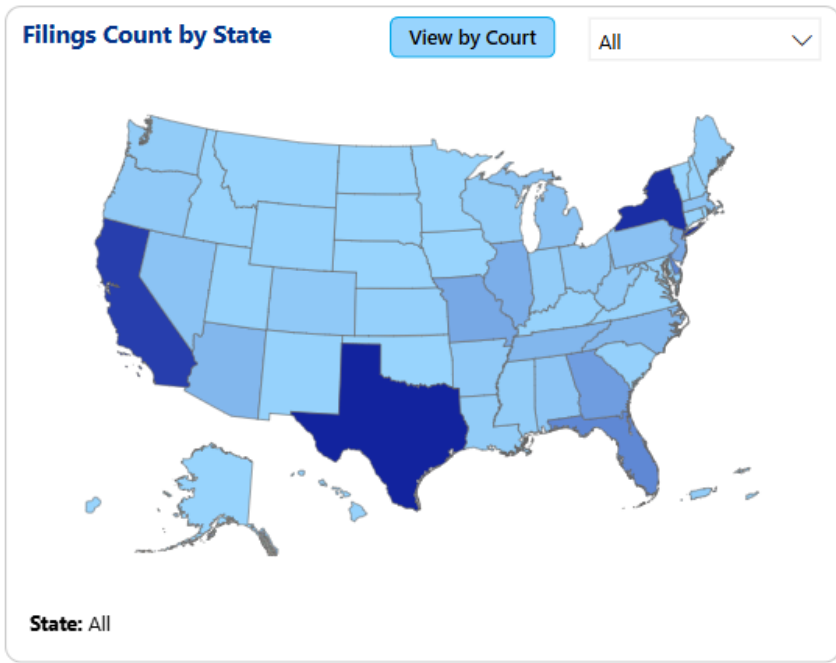
**Period**

**Variable**

**Measure**

**Filings Count - Last Month**

| As of Date   | Selected Period              | Prior Period                 | Change from Prior Period     |
|--------------|------------------------------|------------------------------|------------------------------|
| Mar 01, 2025 | Feb 01, 2025 to Feb 28, 2025 | Jan 01, 2025 to Jan 31, 2025 | Feb 01, 2025 to Feb 28, 2025 |
| 2            | 550                          | 635                          | -13.4% ▼                     |



Proceeding Type: Bankruptcy | Chapter: 11, 11(V) | Debtor Type: Both | Variable: Filings | Measure: Count | Ranking: by % Change

# Top Chapter 11 Court Rankings by % Change

Summary [Periods](#) [Trends](#)
Filings | Summary

Reset ↺

**Proceeding Type**

Bankruptcy Adversary

**Chapter**

7 9 11 11(V)

12 13 15 All

**Debtor Type**

Individual Commercial

**As of Date** 3/1/2025

**Period**

WTD MTD YTD

LW LM LY

**Variable**

Filings

**Measure**

Count

**Filings Count - Last Month**

|              |                              |                              |                              |
|--------------|------------------------------|------------------------------|------------------------------|
| As of Date   | Selected Period              | Prior Period                 | Change from Prior Period     |
| Mar 01, 2025 | Feb 01, 2025 to Feb 28, 2025 | Jan 01, 2025 to Jan 31, 2025 | Feb 01, 2025 to Feb 28, 2025 |
| 2            | 550                          | 635                          | -13.4% ▼                     |

**Filings Count by Court** View by State All

**Court:** All

**Court Rank** by % Change More options

|                        |        |
|------------------------|--------|
| Missouri Western       | 400.0% |
| Arkansas Eastern       | 300.0% |
| California Southern    | 300.0% |
| New York Northern      | 300.0% |
| Texas Western          | 266.7% |
| Texas Eastern          | 233.3% |
| Wisconsin Eastern      | 200.0% |
| Oregon                 | 150.0% |
| North Carolina Eastern | 140.0% |
| Kansas                 | 100.0% |
| Louisiana Eastern      | 100.0% |
| Massachusetts          | 100.0% |
| North Carolina Western | 100.0% |
| Michigan Eastern       | 50.0%  |

**Proceeding Type:** Bankruptcy | **Chapter:** 11, 11(V) | **Debtor Type:** Both | **Variable:** Filings | **Measure:** Count | **Ranking:** by % Change

# All Chapters 2025 Top New Filings – Attorneys YTD

Reset ↺

**Stakeholder Type**

Attorney  Attorney  
 Law Firm

**Stakeholder Name**

All  Judge  
 Trustee

**Stakeholder - Not Specified**

Exclude Include

**Proceeding Type**

Bankruptcy Adversary

**Chapter**

7 9 11 11(V)  
 12 13 15 All

**Debtor Type**

Individual Commercial

**Period**

1/1/2025 2/28/2025

**Variable**

Filings

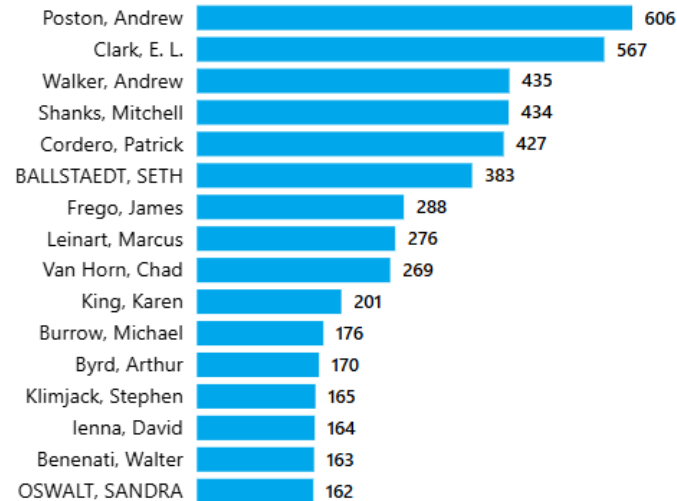
**Measure**

Count

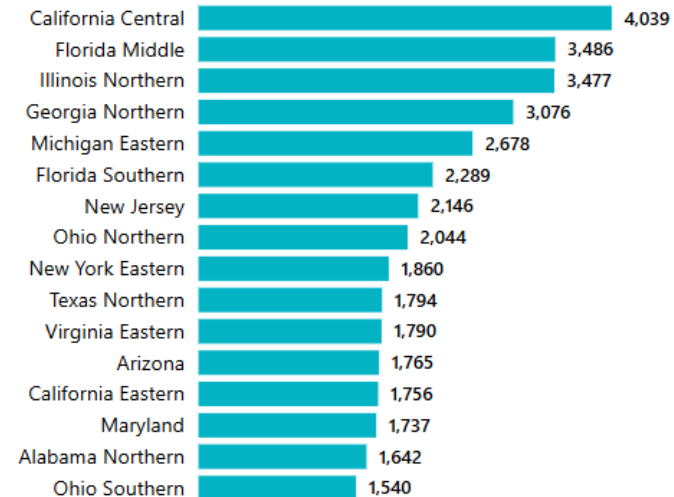
Period : Jan 01, 2025 to Feb 28, 2025



**Filings Count by Stakeholder**



**Court Rank**



Type: Attorney | Name: All | Not Specified: Exclude | Proceeding Type: Both | Chapter: ALL | Debtor Type: Both | Period: Jan 01, 2025 to Feb 28, 2025 | Variable: Filings | Measure: Count



epioq  
aacer<sup>®</sup>