

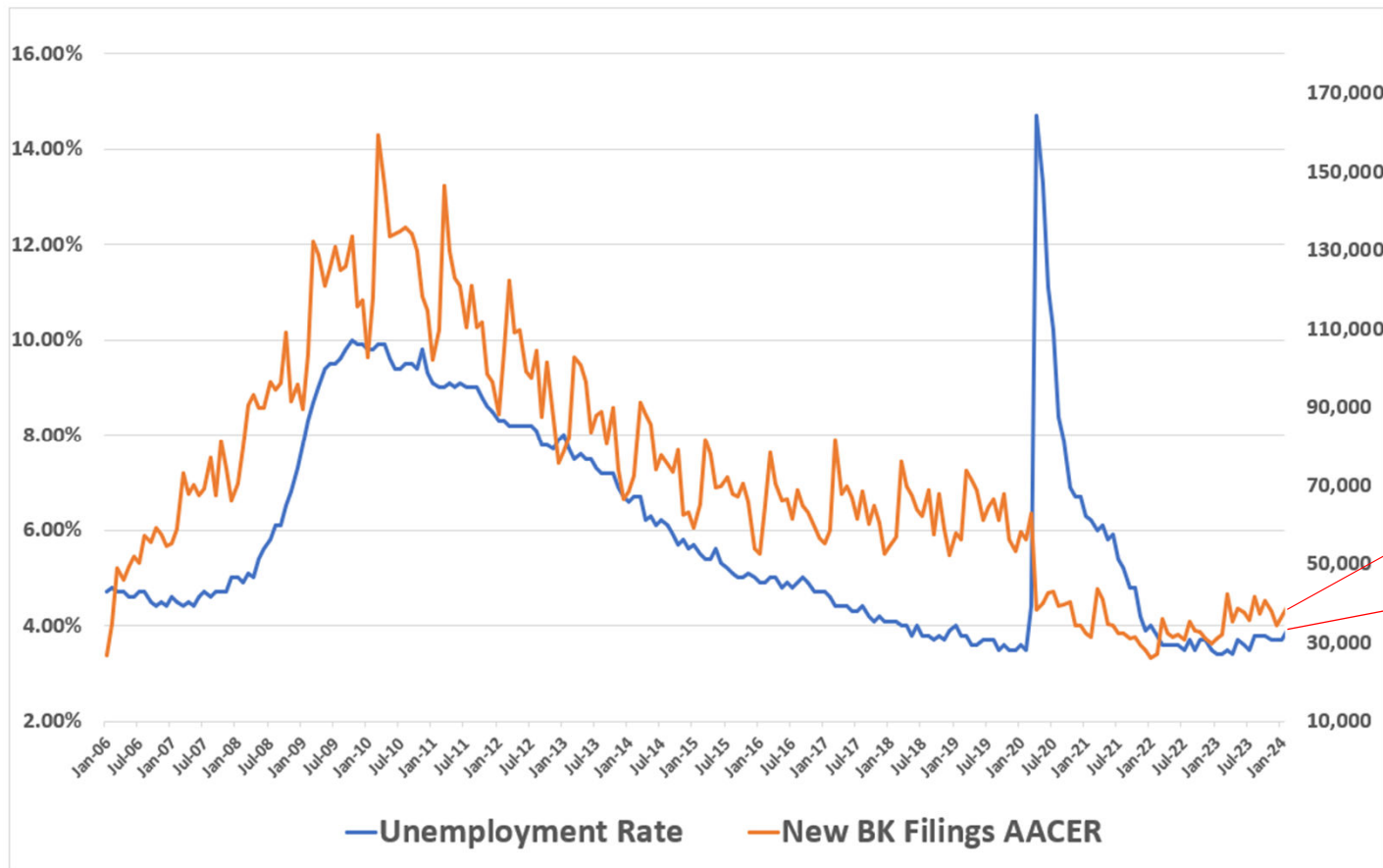


# Bankruptcy Filings Market Trends

## March 1, 2024

# All Bankruptcy New Filings vs Unemployment

January 2006 – February 2024  
Unemployment Rate : All New Bankruptcy Filings

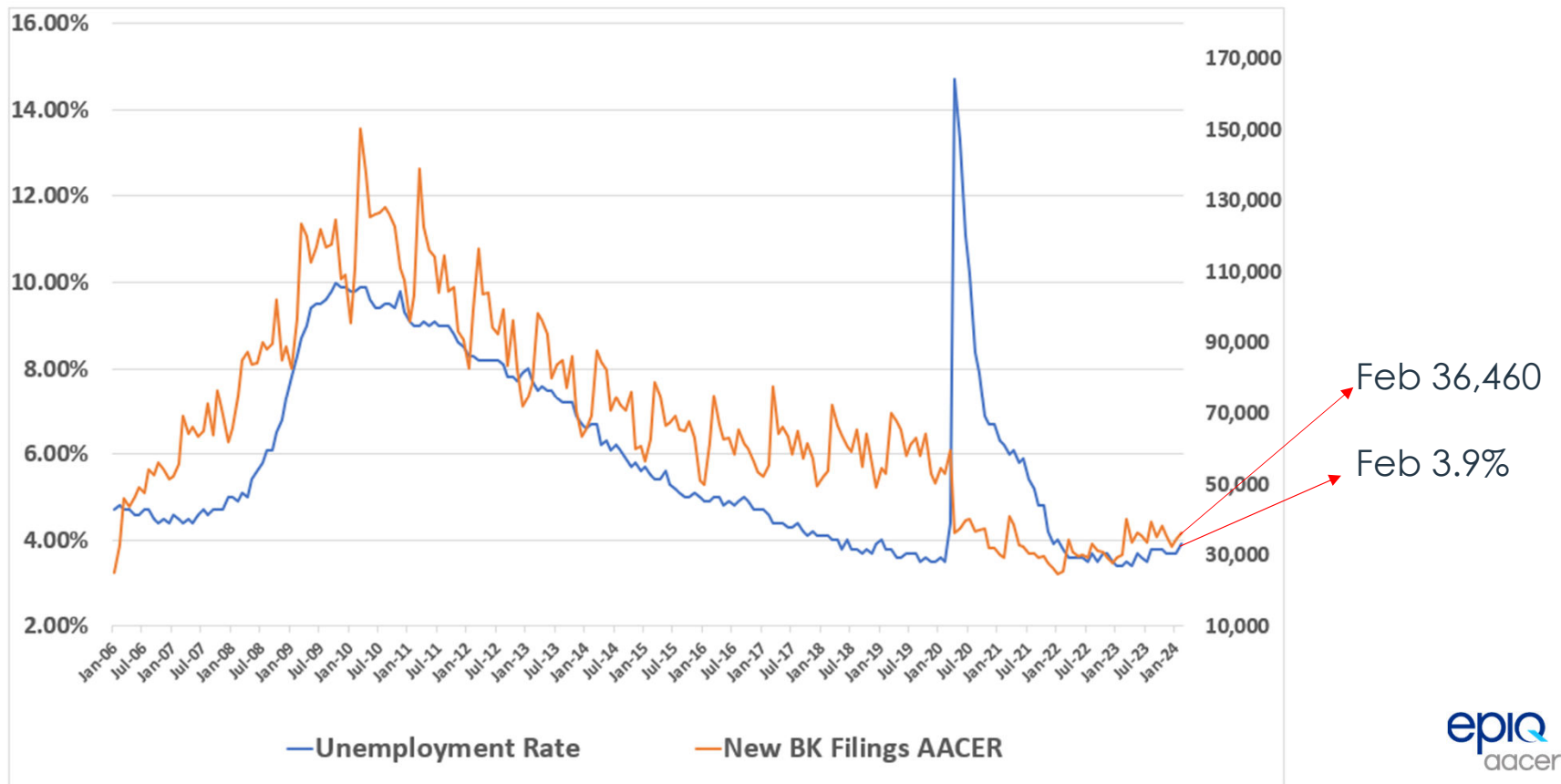


Feb 39,016

Feb 3.9%

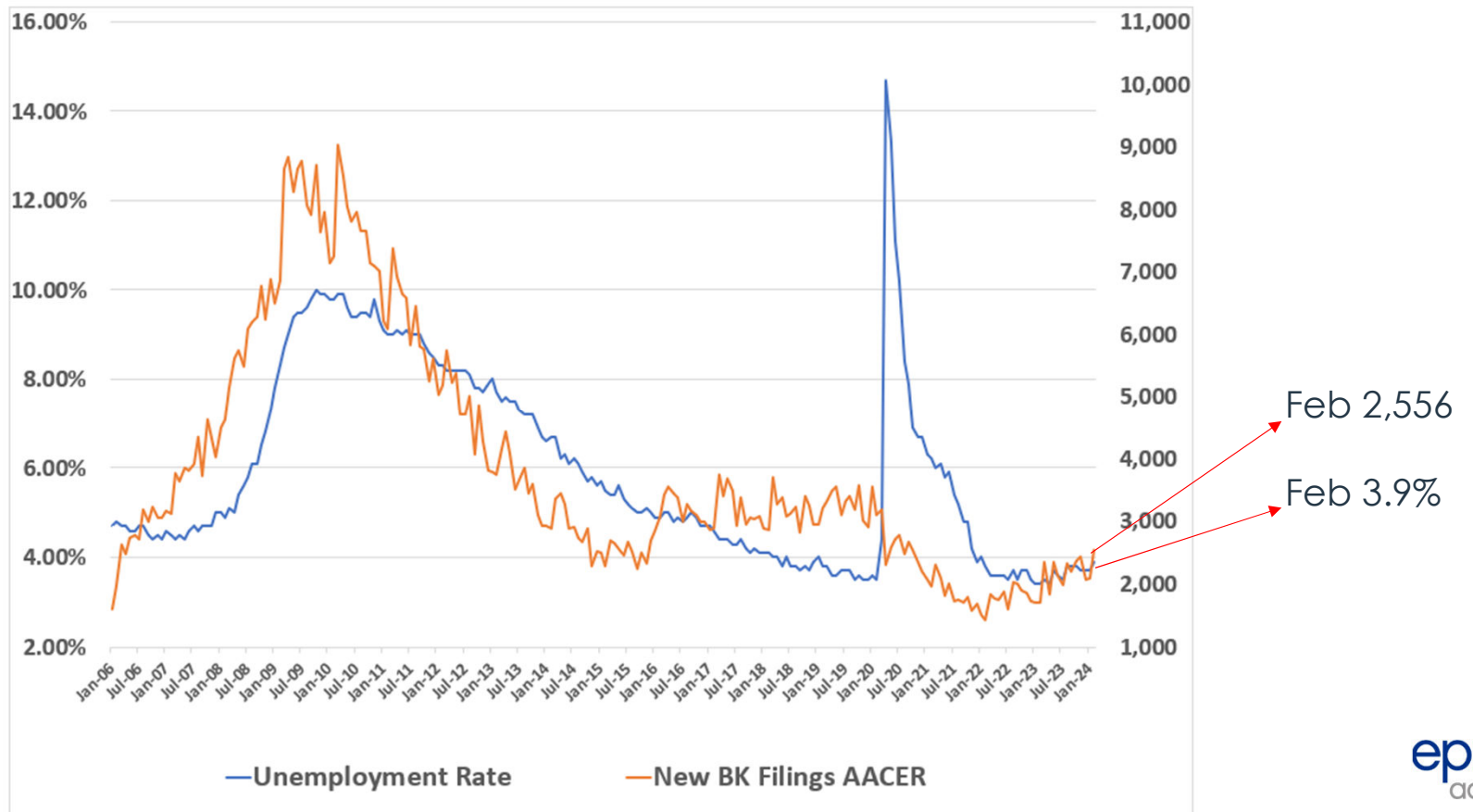
# Individual Bankruptcy New Filings vs Unemployment

January 2006 – February 2024  
Unemployment Rate : Individual New Bankruptcy Filings



# Commercial Bankruptcy New Filings vs Unemployment

January 2006 – February 2024  
Unemployment Rate : Commercial New Bankruptcy Filings



# Market Trends

## All Chapters New Monthly Filings (Feb vs Jan)

epiq bankruptcy analytics

Filings

Open Cases

Closed Cases

Stakeholders

Summary [Periods](#) [Trends](#)

Filings | Summary

Reset ↻

Proceeding Type

Chapter

Debtor Type

As of Date

Period

Variable

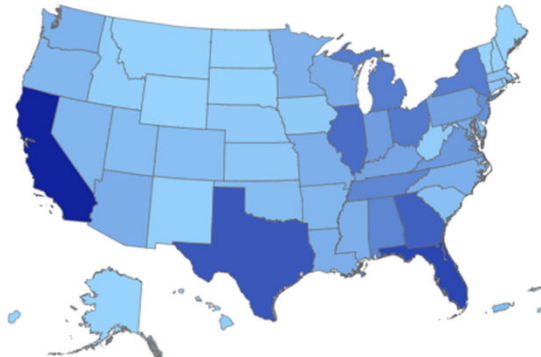
Measure

### Filings Count - Last Month

As of Date	Selected Period	Prior Period	Change from Prior Period
Mar 01, 2024	Feb 01, 2024 to Feb 29, 2024	Jan 01, 2024 to Jan 31, 2024	Feb 01, 2024 to Feb 29, 2024
1,595	39,016	36,620	6.5% ▲

### Filings Count by State

View by Court

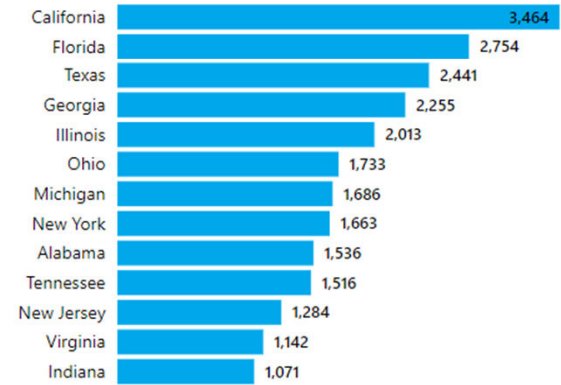


State: All

### State Rank

by Selected Period

More options \*\*\*



Proceeding Type: Bankruptcy | Chapter: 7, 9, 11, 11(V), 12, 13, 15 | Debtor Type: Both | Variable: Filings | Measure: Count | Ranking: by Selected Period

# All Individual Chapters New Monthly Filings (Feb vs Jan)

Summary

Periods

Trends

Filings | Summary

Reset

Proceeding Type

Bankruptcy Adversary

Chapter

7 9 11 11(V)  
12 13 15 All

Debtor Type

Individual Commercial

As of Date

3/1/2024

Period

WTD MTD YTD  
LW LM LY

Variable

Filings

Measure

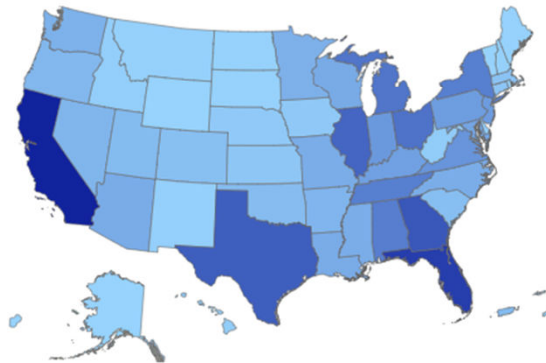
Count

### Filings Count - Last Month

As of Date	Selected Period	Prior Period	Change from Prior Period
Mar 01, 2024	Feb 01, 2024 to Feb 29, 2024	Jan 01, 2024 to Jan 31, 2024	Feb 01, 2024 to Feb 29, 2024
1,506	36,460	34,505	5.7% ▲

### Filings Count by State

View by Court All

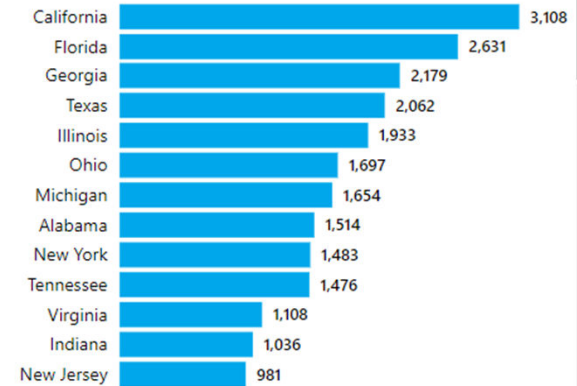


State: All

### State Rank

by Selected Period

More options \*\*\*



Proceeding Type: Bankruptcy | Chapter: 7, 9, 11, 11(V), 12, 13, 15 | Debtor Type: Individual | Variable: Filings | Measure: Count | Ranking: by Selected Period

# Individual Chapter 7 New Monthly Filings (Feb vs Jan)

Reset ↺

Proceeding Type

Bankruptcy Adversary

Chapter

7 9 11 11(V)  
12 13 15 All

Debtor Type

Individual Commercial

As of Date

3/1/2024

Period

WTD MTD YTD  
LW LM LY

Variable

Filings

Measure

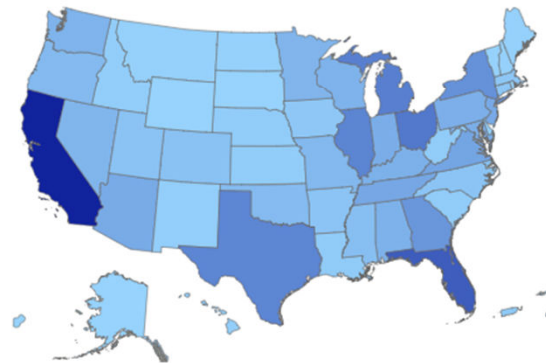
Count

### Filings Count - Last Month

As of Date	Selected Period	Prior Period	Change from Prior Period
Mar 01, 2024	Feb 01, 2024 to Feb 29, 2024	Jan 01, 2024 to Jan 31, 2024	Feb 01, 2024 to Feb 29, 2024
799	21,151	19,585	8.0% ▲

### Filings Count by State

View by Court All

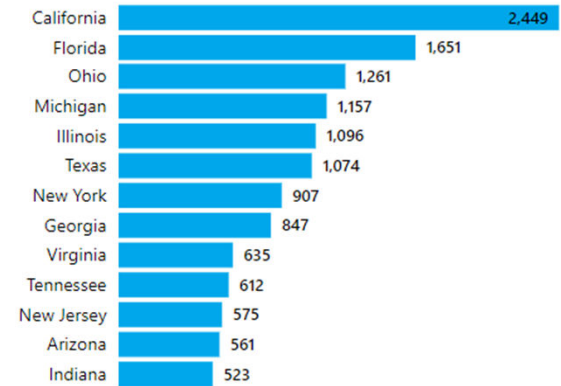


State: All

### State Rank

by Selected Period

More options \*\*\*



Proceeding Type: Bankruptcy | Chapter: 7 | Debtor Type: Individual | Variable: Filings | Measure: Count | Ranking: by Selected Period

# Individual Chapter 7 New Monthly Filings (2007 – Feb 2024)

Reset ↺

Proceeding Type

Chapter

Debtor Type

Period

Variable

Measure

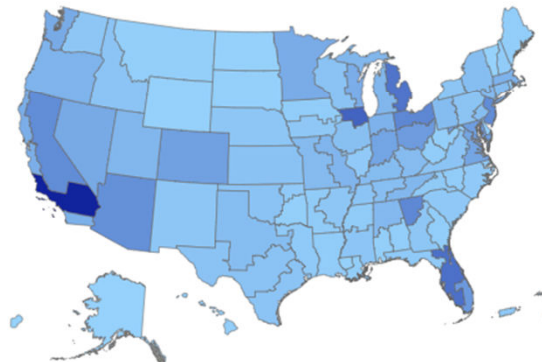
Interval

### Filings Count

Selected Period Total	Full Month Average	% Change
Jan 2007 to Feb 2024 <b>9,499,333</b>	Jan 2007 to Feb 2024 <b>46,113</b>	Jan 2007 to Feb 2024 <b>-27.4%</b> ▼

### Filings Count by Court

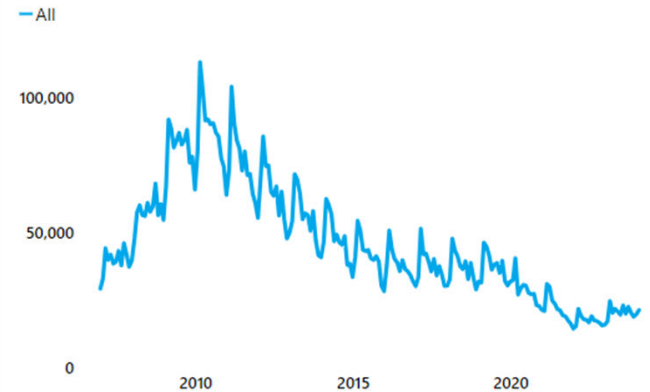
View by State



Court: All

### Monthly Filings Count by Year

More options ⋮



Proceeding Type: Bankruptcy | Chapter: 7 | Debtor Type: Individual | Period: 2007-2024 | Variable: Filings | Measure: Count | Interval: Monthly



# Individual Chapter 7 Open Cases (2007 – Feb 2024)

Reset ↻

Proceeding Type

Chapter

Debtor Type

Period

Variable

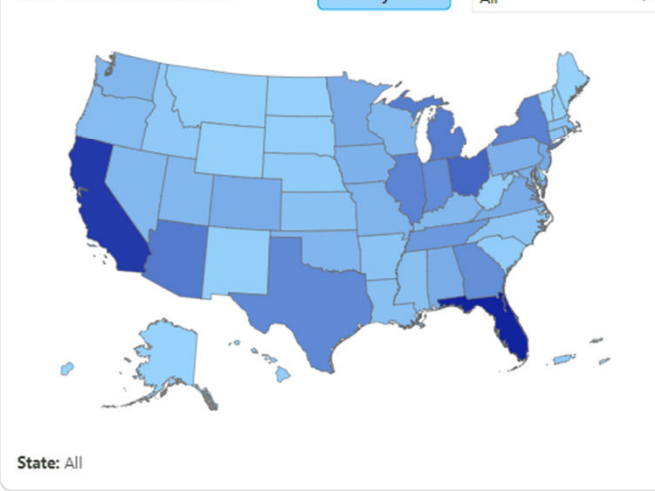
Measure

Interval

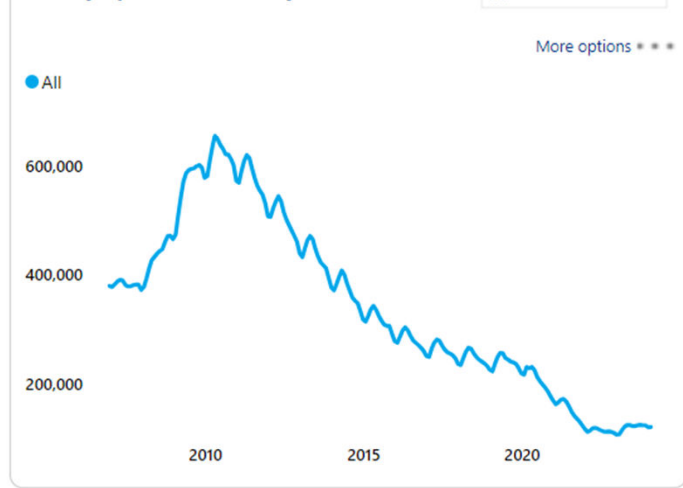
### Open Cases Count

End of Selected Periods	Monthly Average	% Change
Jan 2007 to Feb 2024	Jan 2007 to Feb 2024	Jan 2007 to Feb 2024
121,728	341,624	-68.0% ▼

### Open Cases Count by State



### Monthly Open Cases Count by Year



Proceeding Type: Bankruptcy | Chapter: 7 | Debtor Type: Individual | Period: 2007-2024 | Variable: Open Cases | Measure: Count | Interval: Monthly

# Individual Chapter 13 New Monthly Filings (Feb vs Jan)

Reset ↻

Proceeding Type

Chapter

Debtor Type

As of Date

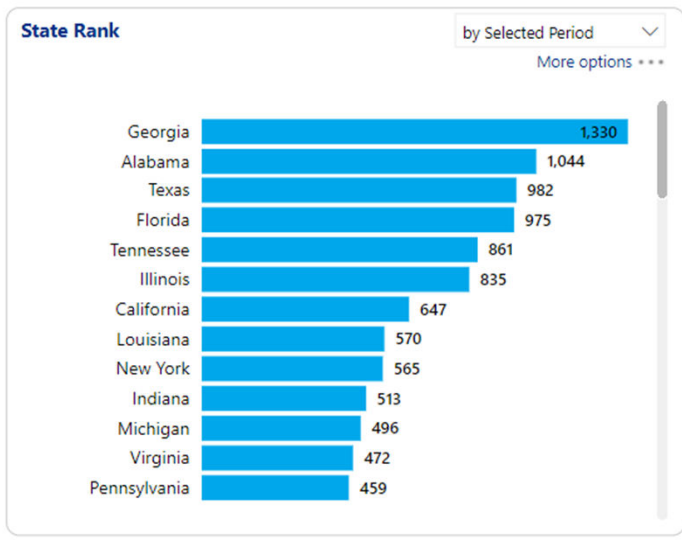
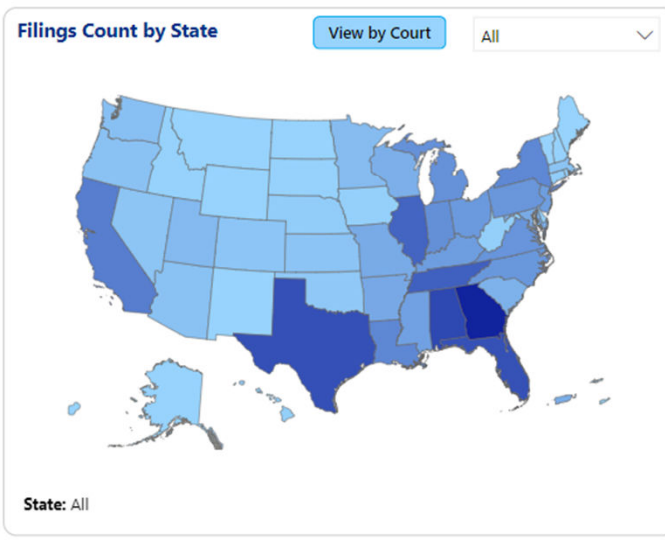
Period

Variable

Measure

Filings Count - Last Month

As of Date	Selected Period	Prior Period	Change from Prior Period
Mar 01, 2024	Feb 01, 2024 to Feb 29, 2024	Jan 01, 2024 to Jan 31, 2024	Feb 01, 2024 to Feb 29, 2024
701	15,247	14,870	2.5% ▲



Proceeding Type: Bankruptcy | Chapter: 13 | Debtor Type: Individual | Variable: Filings | Measure: Count | Ranking: by Selected Period

# Individual Chapter 13 New Monthly Filings (2007 – Feb 2024)

Reset

Proceeding Type

Bankruptcy Adversary

Chapter

7 9 11 11(V)  
12 13 15 All

Debtor Type

Individual Commercial

Period

2007 2024

Variable

Filings

Measure

Count

Interval

Monthly Annual

### Filings Count

Selected Period Total

Jan 2007 to Feb 2024

4,810,173

Full Month Average

Jan 2007 to Feb 2024

23,350

% Change

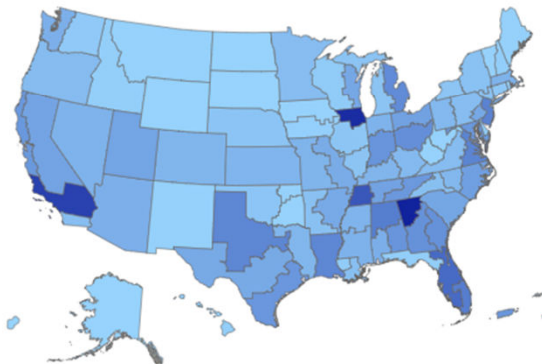
Jan 2007 to Feb 2024

-33.3% ▼

### Filings Count by Court

View by State

All

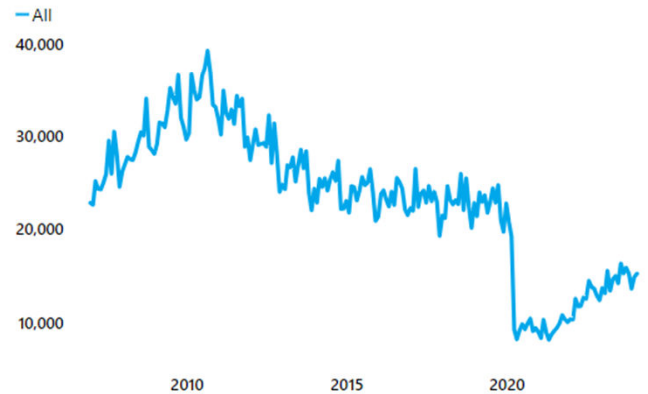


Court: All

### Monthly Filings Count by Year

All

More options



Proceeding Type: Bankruptcy | Chapter: 13 | Debtor Type: Individual | Period: 2007-2024 | Variable: Filings | Measure: Count | Interval: Monthly

# Individual Chapter 13 Open Cases (2007 – Feb 2024)

Reset ↻

Proceeding Type

Chapter

Debtor Type

Period

Variable

Measure

Interval

### Open Cases Count

End of Selected Periods

Jan 2007 to Feb 2024

489,279

Monthly Average

Jan 2007 to Feb 2024

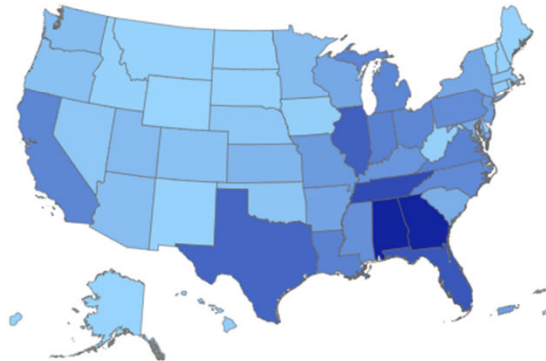
790,441

% Change

Jan 2007 to Feb 2024

-40.9% ▼

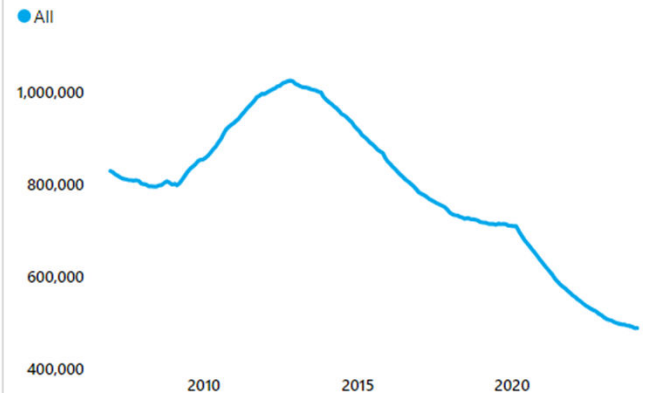
### Open Cases Count by State



State: All

### Monthly Open Cases Count by Year

More options \*\*\*



Proceeding Type: Bankruptcy | Chapter: 13 | Debtor Type: Individual | Period: 2007-2024 | Variable: Open Cases | Measure: Count | Interval: Monthly

# All Commercial New Monthly Filings (Feb vs Jan)

**Reset**

**Proceeding Type**

**Chapter**

**Debtor Type**

**As of Date** 3/1/2024

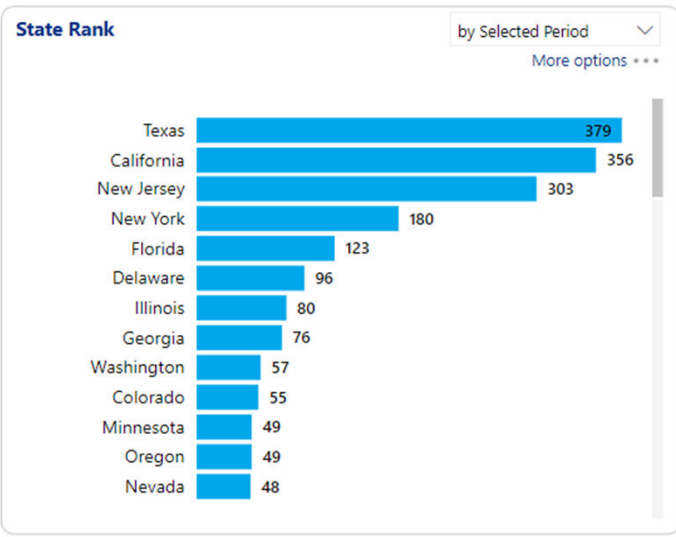
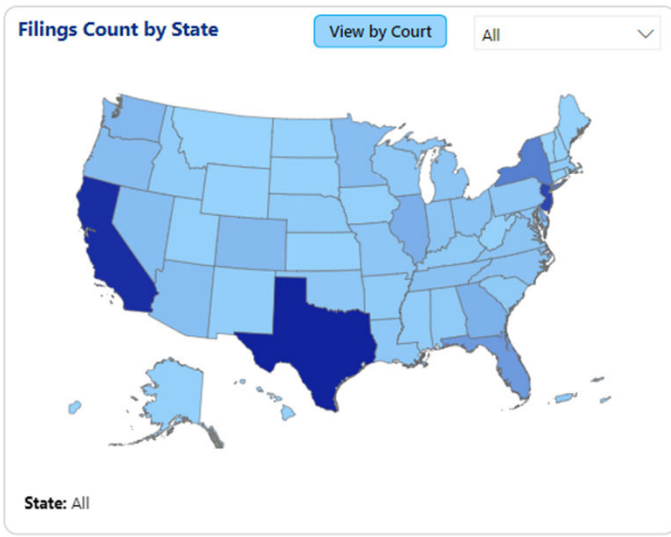
**Period**

**Variable**  
 Filings

**Measure**  
 Count

**Filings Count - Last Month**

As of Date	Selected Period	Prior Period	Change from Prior Period
Mar 01, 2024	Feb 01, 2024 to Feb 29, 2024	Jan 01, 2024 to Jan 31, 2024	Feb 01, 2024 to Feb 29, 2024
89	2,556	2,115	20.9% ▲



Proceeding Type: Bankruptcy | Chapter: 7, 9, 11, 11(V), 12, 13, 15 | Debtor Type: Commercial | Variable: Filings | Measure: Count | Ranking: by Selected Period

# Commercial Chapter 11 New Monthly Filings (2007 – Feb 2024)

Reset ↺

**Proceeding Type**

Bankruptcy Adversary

**Chapter**

7 9 11 11(V)  
12 13 15 All

**Debtor Type**

Individual Commercial

**Period**

2007 2024

**Variable**

Filings

**Measure**

Count

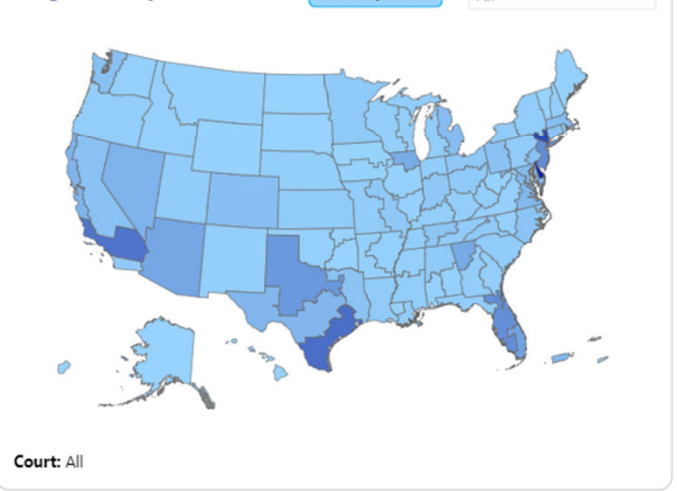
**Interval**

Monthly Annual

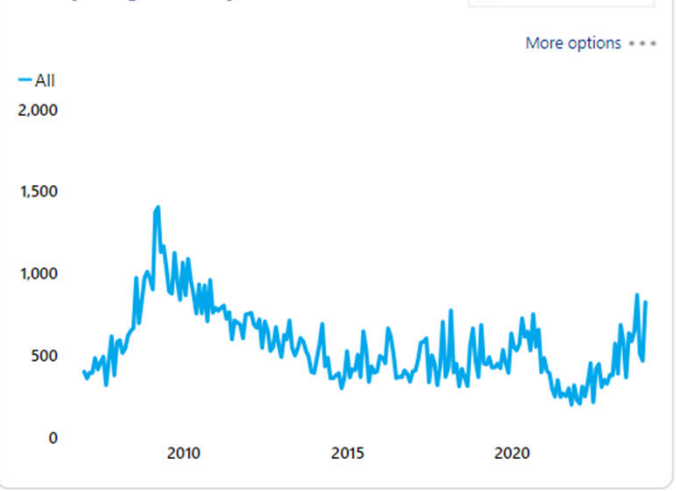
### Filings Count

Selected Period Total	Full Month Average	% Change
Jan 2007 to Feb 2024	Jan 2007 to Feb 2024	Jan 2007 to Feb 2024
115,373	560	107.3% ▲

### Filings Count by Court



### Monthly Filings Count by Year



Proceeding Type: Bankruptcy | Chapter: 11, 11(V) | Debtor Type: Commercial | Period: 2007-2024 | Variable: Filings | Measure: Count | Interval: Monthly

# Commercial Chapter 11 Open Cases (2007 – Feb 2024)

Reset ↻

Proceeding Type

Bankruptcy Adversary

Chapter

7 9 11 11(V)  
12 13 15 All

Debtor Type

Individual Commercial

Period

2007 2024

Variable

Open Cases

Measure

Count

Interval

Monthly Annual

### Open Cases Count

End of Selected Periods

Jan 2007 to Feb 2024

12,044

Monthly Average

Jan 2007 to Feb 2024

12,083

% Change

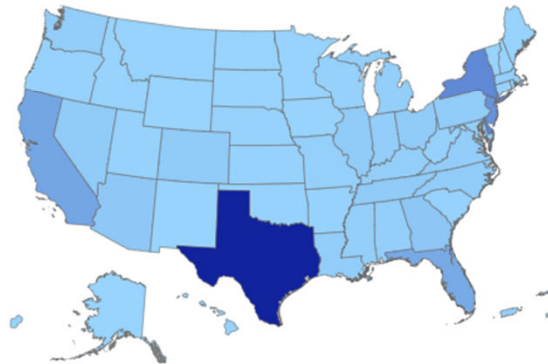
Jan 2007 to Feb 2024

8.6% ▲

### Open Cases Count by State

View by Court

All

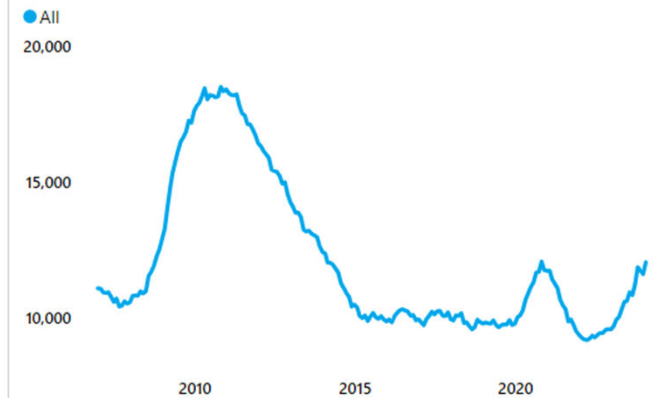


State: All

### Monthly Open Cases Count by Year

All

More options \*\*\*



Proceeding Type: Bankruptcy | Chapter: 11, 11(V) | Debtor Type: Commercial | Period: 2007-2024 | Variable: Open Cases | Measure: Count | Interval: Monthly

# Top All Chapter State Rankings by % Change

Summary | Periods | Trends Filings | Summary

**Reset** ↻

**Proceeding Type**

Bankruptcy Adversary

**Chapter**

7 9 11 11(V)  
12 13 15 All

**Debtor Type**

Individual Commercial

**As of Date**

**Period**

WTD MTD YTD  
LW LM LY

**Variable**

**Measure**

**Filings Count - Last Month**

As of Date	Selected Period	Prior Period	Change from Prior Period
Mar 01, 2024	Feb 01, 2024 to Feb 29, 2024	Jan 01, 2024 to Jan 31, 2024	Feb 01, 2024 to Feb 29, 2024
1,595	39,016	36,620	6.5% ▲

**Filings Count by State** View by Court:

**State Rank** by % Change

More options \*\*\*

Alaska	130.0%
Vermont	75.0%
Maine	53.3%
Nebraska	39.9%
Rhode Island	34.7%
New Jersey	34.2%
Delaware	32.8%
Arkansas	27.6%
West Virginia	22.2%
Puerto Rico	22.0%
Kentucky	21.0%
Wyoming	18.2%
Texas	17.0%

**Proceeding Type:** Bankruptcy | **Chapter:** 7, 9, 11, 11(V), 12, 13, 15 | **Debtor Type:** Both | **Variable:** Filings | **Measure:** Count | **Ranking:** by % Change



# Top All Chapter Court Rankings by % Change

Summary | Periods | Trends
Filings | Summary

Reset ↺

**Proceeding Type**

Bankruptcy Adversary

**Chapter**

7 9 11 11(V)

12 13 15 All

**Debtor Type**

Individual Commercial

**As of Date** 3/1/2024

**Period**

WTD MTD YTD

LW LM LY

**Variable**

Filings ▼

**Measure**

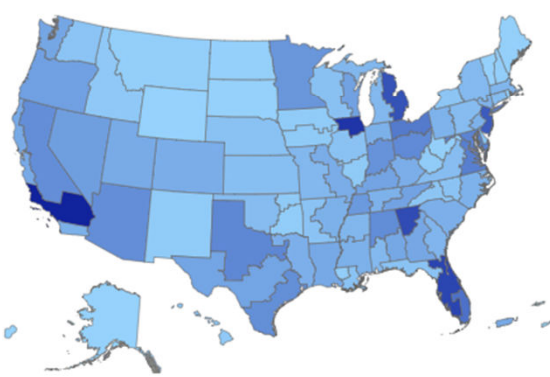
Count ▼

**Filings Count - Last Month**

<b>As of Date</b>	<b>Selected Period</b>	<b>Prior Period</b>	<b>Change from Prior Period</b>
Mar 01, 2024	Feb 01, 2024 to Feb 29, 2024	Jan 01, 2024 to Jan 31, 2024	Feb 01, 2024 to Feb 29, 2024
1,595	39,016	36,620	6.5% ▲

**Filings Count by Court**

View by State All ▼



**Court:** All

**Court Rank**

by % Change ▼

More options \*\*\*

Alaska	130.0%
Vermont	75.0%
Maine	53.3%
Oklahoma Eastern	42.9%
Nebraska	39.9%
West Virginia Southern	38.0%
Texas Southern	37.2%
Rhode Island	34.7%
New Jersey	34.2%
Delaware	32.8%
Arkansas Eastern	31.9%
Florida Northern	30.0%
Texas Western	28.8%
Kentucky Eastern	22.8%

Proceeding Type: Bankruptcy | Chapter: 7, 9, 11, 11(V), 12, 13, 15 | Debtor Type: Both | Variable: Filings | Measure: Count | Ranking: by % Change

# Top Chapter 7 State Rankings by % Change

Summary [Periods](#) [Trends](#)
Filings | Summary

Reset ↺

**Proceeding Type**

Bankruptcy Adversary

**Chapter**

7 9 11 11(V)

12 13 15 All

**Debtor Type**

Individual Commercial

**As of Date** 3/1/2024

**Period**

WTD MTD YTD

LW LM LY

**Variable**

Filings ▼

**Measure**

Count ▼

**Filings Count - Last Month**

<b>As of Date</b>	<b>Selected Period</b>	<b>Prior Period</b>	<b>Change from Prior Period</b>
Mar 01, 2024	Feb 01, 2024 to Feb 29, 2024	Jan 01, 2024 to Jan 31, 2024	Feb 01, 2024 to Feb 29, 2024
<b>848</b>	<b>22,384</b>	<b>20,725</b>	<b>8.0%</b> ▲

**Filings Count by State** View by Court All ▼

State: All

**State Rank** by % Change ▼

More options \*\*\*

Vermont	91.7%
Alaska	87.5%
Maine	52.0%
Puerto Rico	38.7%
Arkansas	37.3%
Montana	36.4%
Rhode Island	34.3%
Kentucky	33.7%
Nebraska	32.3%
Mississippi	30.7%
Hawaii	27.8%
Wisconsin	26.2%
Alabama	25.7%

Proceeding Type: Bankruptcy | Chapter: 7 | Debtor Type: Both | Variable: Filings | Measure: Count | Ranking: by % Change

# Top Chapter 7 Court Rankings by % Change

Summary | Periods | Trends
Filings | Summary

Reset ↻

**Proceeding Type**

Bankruptcy Adversary

**Chapter**

7 9 11 11(V)  
12 13 15 All

**Debtor Type**

Individual Commercial

**As of Date** 3/1/2024

**Period**

WTD MTD YTD  
LW LM LY

**Variable**

Filings

**Measure**

Count

Filings Count - Last Month

<b>As of Date</b>	<b>Selected Period</b>	<b>Prior Period</b>	<b>Change from Prior Period</b>
Mar 01, 2024	Feb 01, 2024 to Feb 29, 2024	Jan 01, 2024 to Jan 31, 2024	Feb 01, 2024 to Feb 29, 2024
<b>848</b>	<b>22,384</b>	<b>20,725</b>	<b>8.0%</b> ▲

Filings Count by Court

View by State All

Court: All

Court Rank

by % Change

More options \*\*\*

Vermont	91.7%
Alaska	87.5%
Oklahoma Eastern	74.4%
Maine	52.0%
Georgia Southern	45.2%
Florida Northern	44.7%
Mississippi Northern	44.3%
Arkansas Eastern	42.3%
Puerto Rico	38.7%
Montana	36.4%
Alabama Middle	35.9%
Kentucky Eastern	35.6%
Rhode Island	34.3%
North Carolina Eastern	33.3%

**Proceeding Type:** Bankruptcy | **Chapter:** 7 | **Debtor Type:** Both | **Variable:** Filings | **Measure:** Count | **Ranking:** by % Change

# Top Chapter 13 State Rankings by % Change

Summary | Periods | Trends
Filings | Summary

Reset ↻

**Proceeding Type**

Bankruptcy | Adversary

**Chapter**

7 | 9 | 11 | 11(V) | 12 | 13 | 15 | All

**Debtor Type**

Individual | Commercial

**As of Date** 3/1/2024

**Period**

WTD | MTD | YTD | LW | LM | LY

**Variable**

Filings

**Measure**

Count

**Filings Count - Last Month**

As of Date	Selected Period	Prior Period	Change from Prior Period
Mar 01, 2024 <b>718</b>	Feb 01, 2024 to Feb 29, 2024 <b>15,713</b>	Jan 01, 2024 to Jan 31, 2024 <b>15,334</b>	Feb 01, 2024 to Feb 29, 2024 <b>2.5%</b> ▲

**Filings Count by State** View by Court All

State: All

**State Rank** by % Change

More options \*\*\*

Alaska	200.0%
Maine	133.3%
West Virginia	81.0%
District of Columbia	71.4%
Nebraska	51.2%
Wyoming	40.0%
Arkansas	22.0%
Connecticut	21.7%
Rhode Island	21.4%
Washington	18.7%
Texas	18.6%
Puerto Rico	17.8%
South Dakota	14.3%

Proceeding Type: Bankruptcy | Chapter: 13 | Debtor Type: Both | Variable: Filings | Measure: Count | Ranking: by % Change

# Top Chapter 13 Court Rankings by % Change

Summary [Periods](#) [Trends](#)
Filings | Summary

Reset ↺

**Proceeding Type**

Bankruptcy Adversary

**Chapter**

7 9 11 11(V)  
12 13 15 All

**Debtor Type**

Individual Commercial

**As of Date** 3/1/2024

**Period**

WTD MTD YTD  
LW LM LY

**Variable**

Filings

**Measure**

Count

**Filings Count - Last Month**

As of Date	Selected Period	Prior Period	Change from Prior Period
Mar 01, 2024 <b>718</b>	Feb 01, 2024 to Feb 29, 2024 <b>15,713</b>	Jan 01, 2024 to Jan 31, 2024 <b>15,334</b>	Feb 01, 2024 to Feb 29, 2024 <b>2.5%</b> ▲

**Filings Count by Court**

[View by State](#) All

Court: All

**Court Rank**

by % Change ▼  
More options \*\*\*

Alaska	200.0%
Maine	133.3%
West Virginia Southern	118.2%
District of Columbia	71.4%
Washington Eastern	60.9%
Iowa Northern	60.0%
Nebraska	51.2%
Texas Southern	42.7%
West Virginia Northern	40.0%
Wyoming	40.0%
Arkansas Eastern	24.0%
Texas Western	23.2%
California Northern	22.1%
Connecticut	21.7%

Proceeding Type: Bankruptcy | Chapter: 13 | Debtor Type: Both | Variable: Filings | Measure: Count | Ranking: by % Change

# Top Chapter 11 State Rankings by % Change

Summary [Periods](#) [Trends](#)
Filings | Summary

Reset ↺

**Proceeding Type**

Bankruptcy Adversary

**Chapter**

7 9 11 11(V)

12 13 15 All

**Debtor Type**

Individual Commercial

**As of Date** 3/1/2024

**Period**

WTD MTD YTD

LW LM LY

**Variable**

Filings

**Measure**

Count

**Filings Count - Last Month**

As of Date	Selected Period	Prior Period	Change from Prior Period
Mar 01, 2024 <b>27</b>	Feb 01, 2024 to Feb 29, 2024 <b>882</b>	Jan 01, 2024 to Jan 31, 2024 <b>509</b>	Feb 01, 2024 to Feb 29, 2024 <b>73.3%</b> ▲

**Filings Count by State** View by Court All

State: All

**State Rank** by % Change

More options ⋮

Delaware	777.8%
New Jersey	665.7%
Wisconsin	400.0%
Kentucky	200.0%
Minnesota	200.0%
Utah	200.0%
California	114.7%
New Hampshire	100.0%
Oregon	100.0%
West Virginia	100.0%
Wyoming	100.0%
Mississippi	66.7%
Nebraska	50.0%

Proceeding Type: Bankruptcy | Chapter: 11, 11(V) | Debtor Type: Both | Variable: Filings | Measure: Count | Ranking: by % Change

# Top Chapter 11 Court Rankings by % Change

Summary | Periods | Trends Filings | Summary

**Reset**

**Proceeding Type**

Bankruptcy Adversary

**Chapter**

7 9 11 11(V)

12 13 15 All

**Debtor Type**

Individual Commercial

**As of Date** 3/1/2024

**Period**

WTD MTD YTD

LW LM LY

**Variable**

Filings

**Measure**

Count

**Filings Count - Last Month**

As of Date	Selected Period	Prior Period	Change from Prior Period
Mar 01, 2024	Feb 01, 2024 to Feb 29, 2024	Jan 01, 2024 to Jan 31, 2024	Feb 01, 2024 to Feb 29, 2024
27	882	509	73.3% ▲

**Filings Count by Court** View by State All

Court: All

**Court Rank** by % Change

Court	% Change
Delaware	777.8%
New Jersey	665.7%
New York Western	400.0%
Wisconsin Eastern	300.0%
Kentucky Western	200.0%
Minnesota	200.0%
Utah	200.0%
California Northern	177.8%
California Southern	166.7%
Texas Western	133.3%
California Eastern	100.0%
New Hampshire	100.0%
New York Northern	100.0%
Oregon	100.0%

**Proceeding Type:** Bankruptcy | **Chapter:** 11, 11(V) | **Debtor Type:** Both | **Variable:** Filings | **Measure:** Count | **Ranking:** by % Change

# All Chapters 2024 Top New Filings – Attorneys YTD

Reset

Stakeholder Type

- Attorney  Attorney
- Law Firm
- Judge
- Trustee

Stakeholder Name

All

Stakeholder - Not Specified

Exclude Include

Proceeding Type

Bankruptcy Adversary

Chapter

7 9 11 11(V)  
12 13 15 All

Debtor Type

Individual Commercial

Period

1/1/2024 2/29/2024


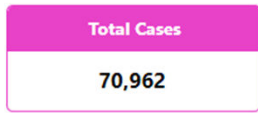
Variable

Filings

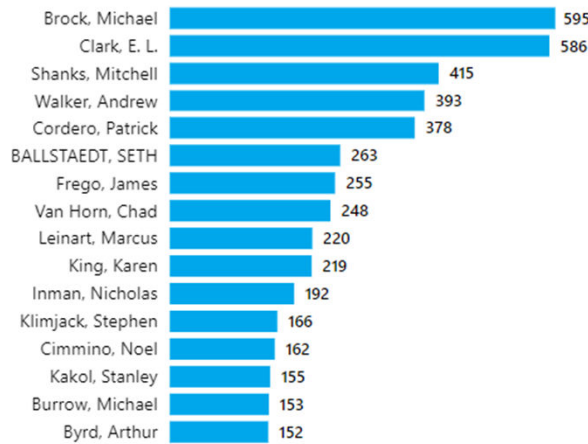
Measure

Count

Period : Jan 01, 2024 to Feb 29, 2024

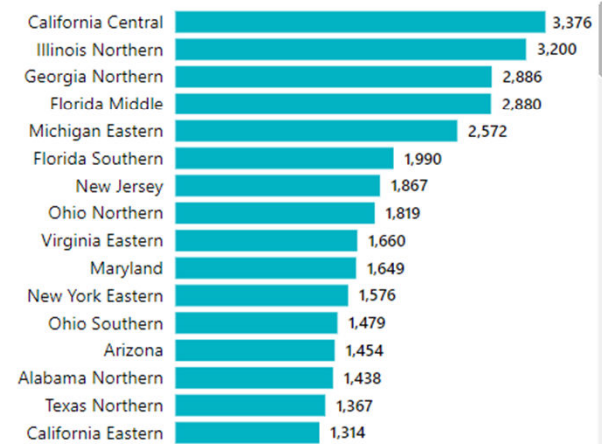


Filings Count by Stakeholder



Court Rank

View by Court



Type: Attorney | Name: All | Not Specified: Exclude | Proceeding Type: Both | Chapter: 7, 11, 11(V), 12, 13, 15 | Debtor Type: Individual | Period: Jan 01, 2024 to Feb 29, 2024 | Variable: Filings | Measure: Count





# The AACER Difference