

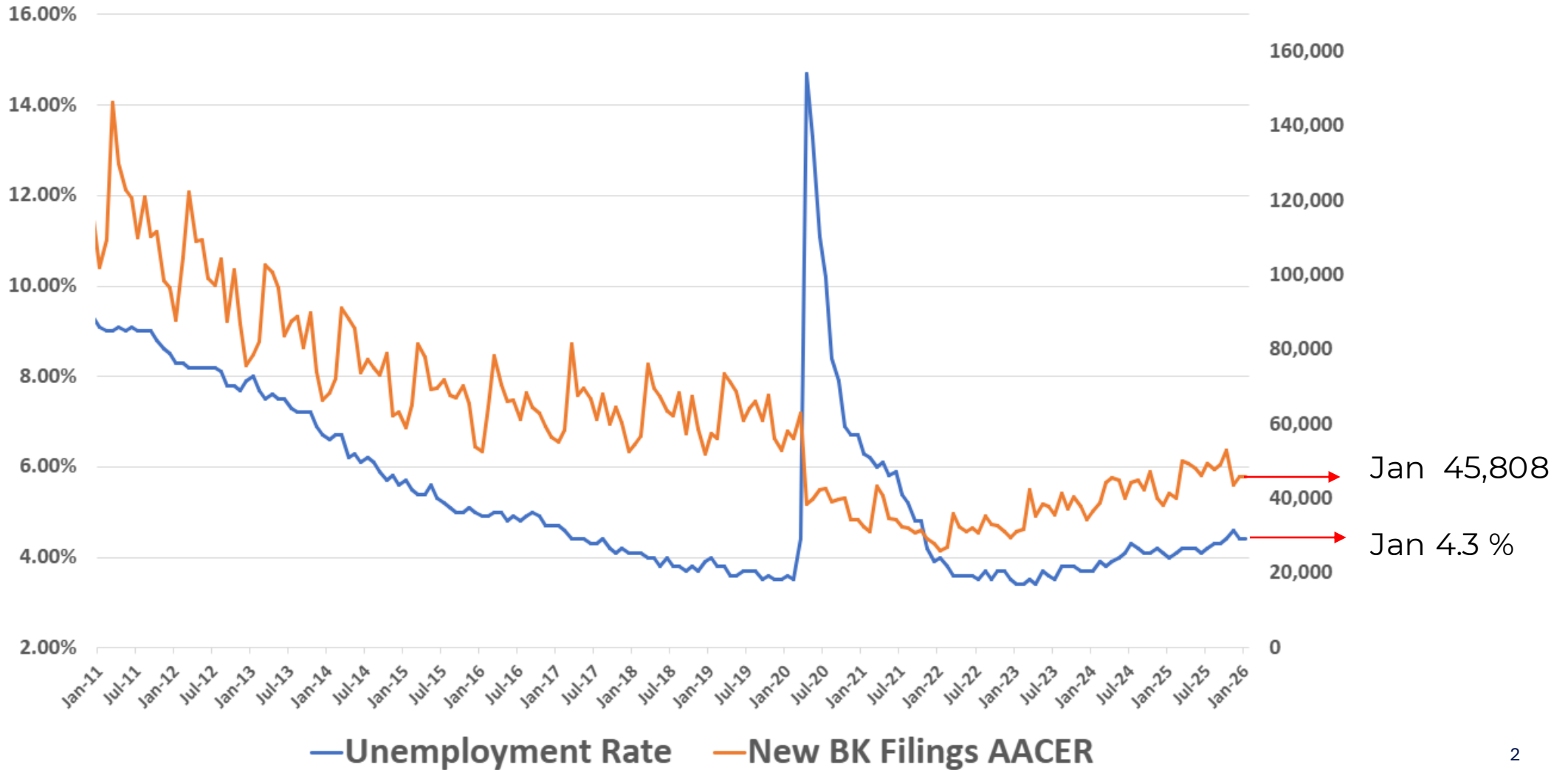


# Bankruptcy Market Trends

February 1, 2026

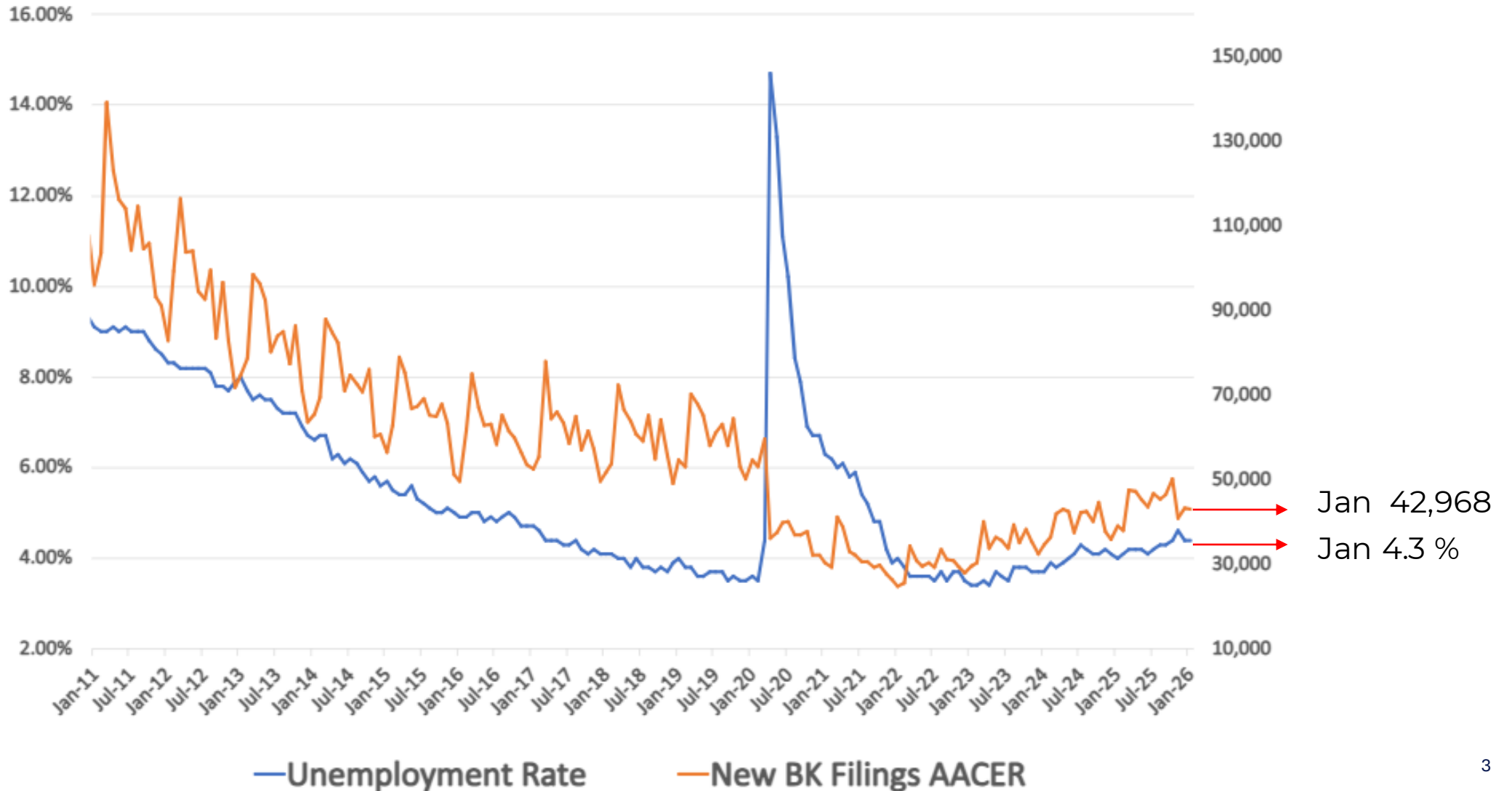
# Market Trends

## All Bankruptcy Filings vs Unemployment



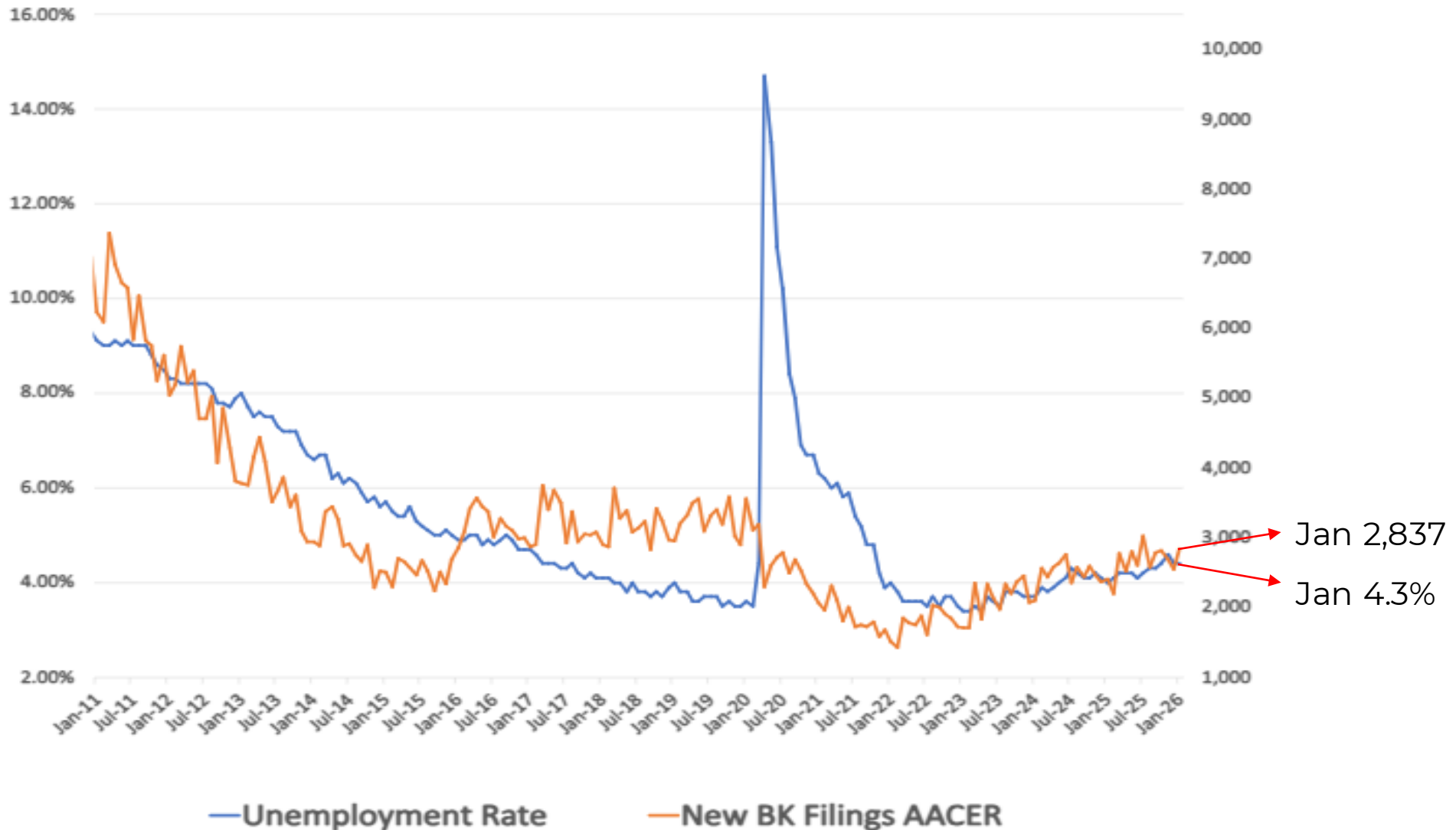
# Market Trends

## Individual Bankruptcy Filings vs Unemployment



# Market Trends

## Commercial Bankruptcy Filings vs Unemployment





# Market Trends

## All Chapters New Monthly Filings

epiq bankruptcy analytics

Filings

Open Cases

Closed Cases

Stakeholders

Summary [Periods](#) [Trends](#) Filings | Summary

Reset ↺

**Proceeding Type**

**Chapter**

**Debtor Type**

**As of Date**

**Period**

**Variable**

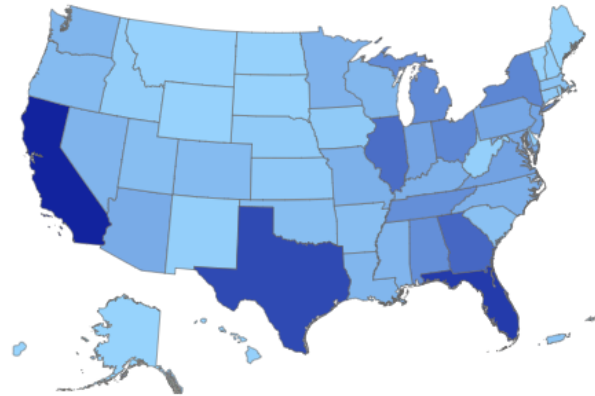
**Measure**

### Filings Count - Last Month

As of Date	Selected Period	Prior Period	Change from Prior Period
Feb 01, 2026	Jan 01, 2026 to Jan 31, 2026	Dec 01, 2025 to Dec 31, 2025	Jan 01, 2026 to Jan 31, 2026
193	45,808	45,951	-0.3% ▼

### Filings Count by State

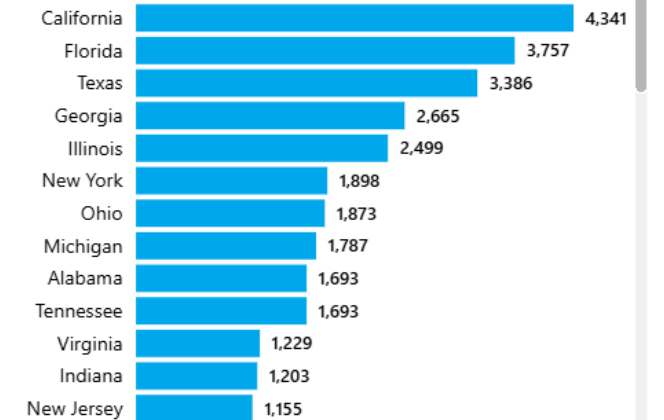
View by Court



State: All

### State Rank

by Selected Period  [More options](#)



Proceeding Type: Bankruptcy | Chapter: 7, 9, 11, 11(V), 12, 13, 15 | Debtor Type: Both | Variable: Filings | Measure: Count | Ranking: by Selected Period



# Market Trends

## All Individual Chapters New Monthly Filings

Summary Periods Trends Filings | Summary

Reset ↺

**Proceeding Type**

Bankruptcy Adversary

**Chapter**

7 9 11 11(V)  
12 13 15 All

**Debtor Type**

Individual Commercial

**As of Date** 2/1/2026

**Period**

WTD MTD YTD  
LW LM LY

**Variable**

Filings

**Measure**

Count

### Filings Count - Last Month

As of Date	Selected Period	Prior Period	Change from Prior Period
Feb 01, 2026 <b>161</b>	Jan 01, 2026 to Jan 31, 2026 <b>42,968</b>	Dec 01, 2025 to Dec 31, 2025 <b>43,389</b>	Jan 01, 2026 to Jan 31, 2026 <b>-1.0%</b> ▼

### Filings Count by State

View by Court All

State: All

### State Rank

by Selected Period More options \*\*\*

California	3,960
Florida	3,560
Texas	2,792
Georgia	2,550
Illinois	2,419
Ohio	1,828
New York	1,761
Michigan	1,750
Alabama	1,676
Tennessee	1,625
Virginia	1,181
Indiana	1,176
Pennsylvania	1,041

**Proceeding Type:** Bankruptcy | **Chapter:** 7, 9, 11, 11(V), 12, 13, 15 | **Debtor Type:** Individual | **Variable:** Filings | **Measure:** Count | **Ranking:** by Selected Period

# Market Trends

## Individual Chapter 7 New Monthly Filings

[Summary](#)
[Periods](#)
[Trends](#)
[Filings](#) | [Summary](#)

Reset ↺

Proceeding Type



Chapter









Debtor Type



As of Date

Period







Variable

Measure

### Filings Count - Last Month

As of Date

Feb 01, 2026

63

Selected Period

Jan 01, 2026 to Jan 31, 2026

25,805

Prior Period

Dec 01, 2025 to Dec 31, 2025

27,151

Change from Prior Period

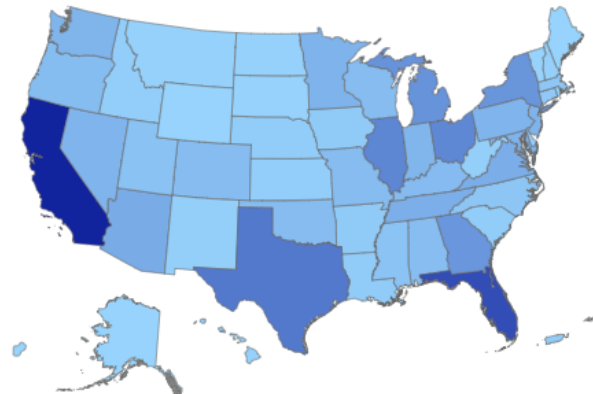
Jan 01, 2026 to Jan 31, 2026

-5.0% ▼

### Filings Count by State

View by Court

All

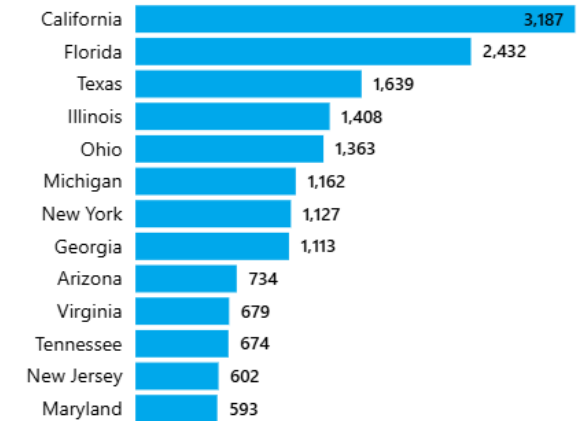


State: All

### State Rank

by Selected Period

More options \*\*\*



Proceeding Type: Bankruptcy | Chapter: 7 | Debtor Type: Individual | Variable: Filings | Measure: Count | Ranking: by Selected Period

# Market Trends

## Individual Chapter 7 Monthly Filings

[Summary](#)
[Periods](#)
[Trends](#)
Filings | Trends

Reset ↺

**Proceeding Type**

Bankruptcy Adversary

**Chapter**

7 9 11 11(V)  
12 13 15 All

**Debtor Type**

Individual Commercial

**Period**

2015 2026

**Variable**

Filings

**Measure**

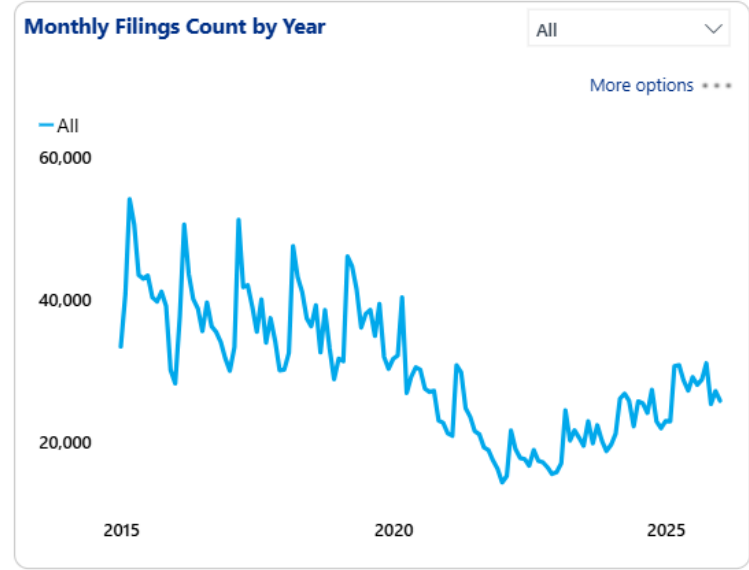
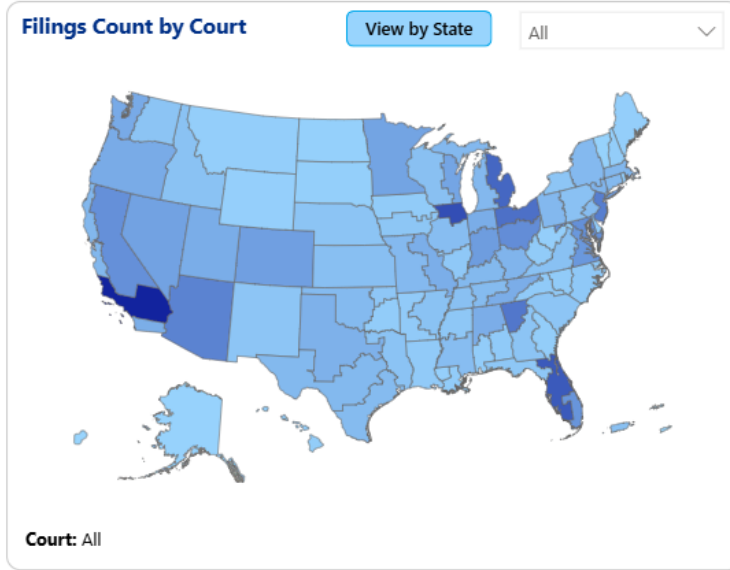
Count

**Interval**

Monthly Annual

**Filings Count**

Selected Period Total	Full Month Average	% Change
Jan 2015 to Jan 2026 <b>3,996,939</b>	Jan 2015 to Jan 2026 <b>30,052</b>	Jan 2015 to Jan 2026 <b>-22.8%</b> ▼



Proceeding Type: Bankruptcy | Chapter: 7 | Debtor Type: Individual | Period: 2015-2026 | Variable: Filings | Measure: Count | Interval: Monthly

# Market Trends

## Individual Chapter 7 Open Cases

[Summary](#)
[Periods](#)
[Trends](#)
Open Cases | Trends

Reset ↻

**Proceeding Type**

Bankruptcy Adversary

**Chapter**

7 9 11 11(V)

12 13 15 All

**Debtor Type**

Individual Commercial

**Period**

2015 2026

**Variable**

Open Cases

**Measure**

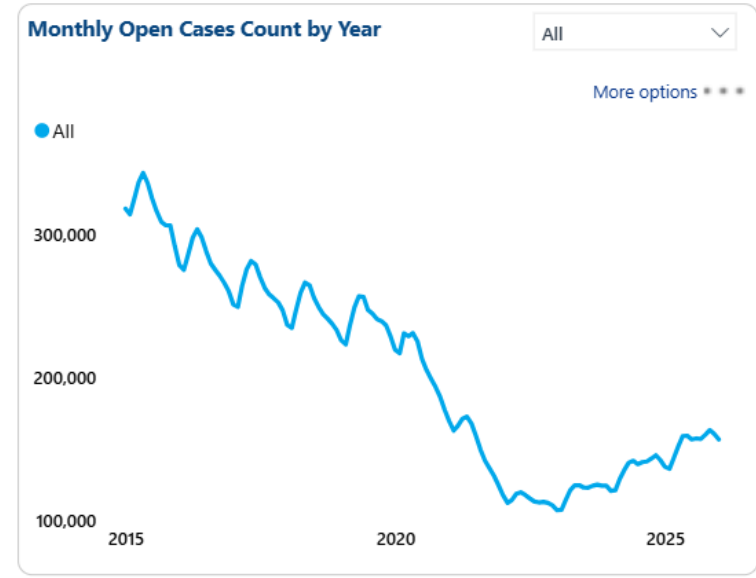
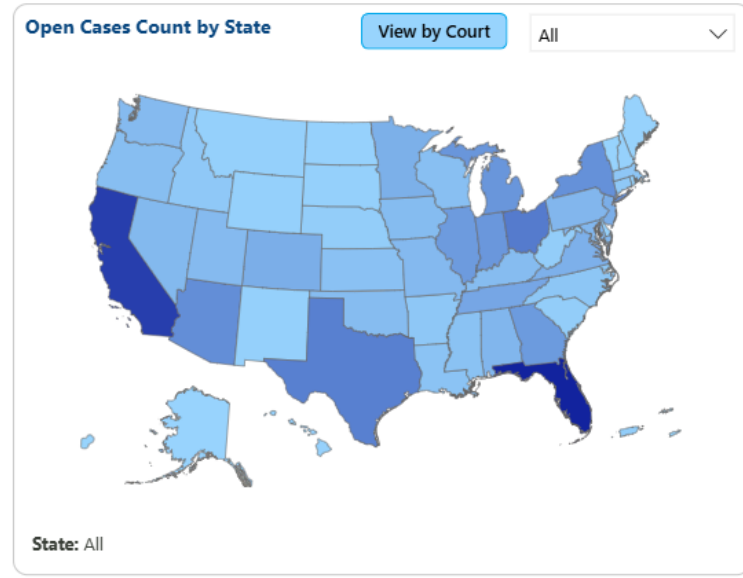
Count

**Interval**

Monthly Annual

**Open Cases Count**

End of Selected Periods	Monthly Average	% Change
Jan 2015 to Jan 2026	Jan 2015 to Jan 2026	Jan 2015 to Jan 2026
<b>157,260</b>	<b>203,937</b>	<b>-50.6%</b> ▼



Proceeding Type: Bankruptcy | Chapter: 7 | Debtor Type: Individual | Period: 2015-2026 | Variable: Open Cases | Measure: Count | Interval: Monthly

# Market Trends

## Individual Chapter 13 New Monthly Filings

Summary Periods Trends Filings | Summary

Reset ↺

**Proceeding Type**

Bankruptcy Adversary

**Chapter**

7 9 11 11(V)  
12 13 15 All

**Debtor Type**

Individual Commercial

**As of Date** 2/1/2026

**Period**

WTD MTD YTD  
LW LM LY

**Variable**

Filings

**Measure**

Count

**Filings Count - Last Month**

As of Date	Selected Period	Prior Period	Change from Prior Period
Feb 01, 2026 <b>96</b>	Jan 01, 2026 to Jan 31, 2026 <b>17,052</b>	Dec 01, 2025 to Dec 31, 2025 <b>16,150</b>	Jan 01, 2026 to Jan 31, 2026 <b>5.6%</b> ▲

**Filings Count by State** View by Court All

State: All

**State Rank** by Selected Period

More options \*\*\*

Georgia	1,427
Alabama	1,260
Texas	1,141
Florida	1,114
Illinois	1,009
Tennessee	950
California	758
Indiana	627
New York	623
Michigan	586
Louisiana	563
North Carolina	557
Virginia	501

Proceeding Type: Bankruptcy | Chapter: 13 | Debtor Type: Individual | Variable: Filings | Measure: Count | Ranking: by Selected Period

# Market Trends

## Individual Chapter 13 Monthly Filings

Summary
Periods
Trends
Filings | Trends

Reset ↻

**Proceeding Type**

**Chapter**

**Debtor Type**

**Period**

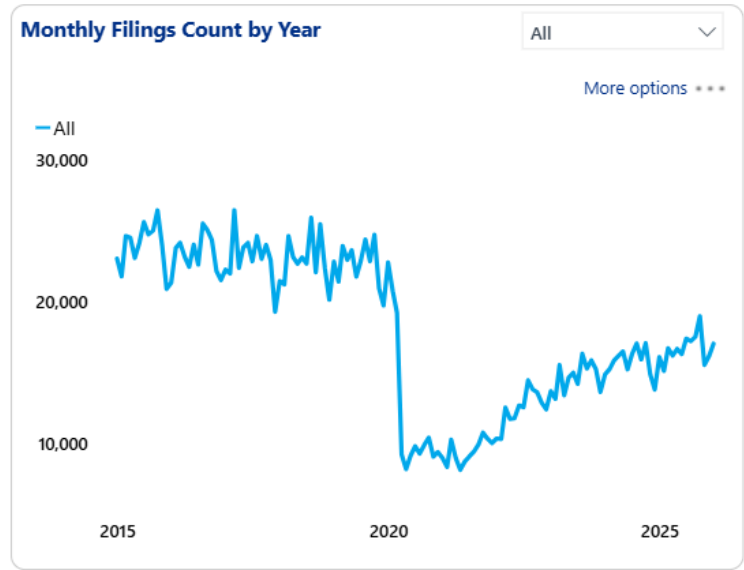
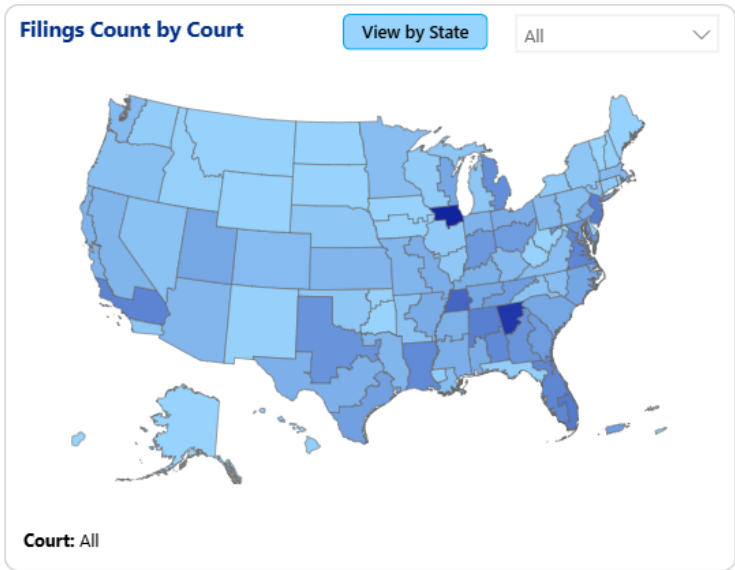
**Variable**

**Measure**

**Interval**

**Filings Count**

Selected Period Total	Full Month Average	% Change
Jan 2015 to Jan 2026 <b>2,386,030</b>	Jan 2015 to Jan 2026 <b>17,940</b>	Jan 2015 to Jan 2026 <b>-26.1%</b> ▼



**Proceeding Type:** Bankruptcy | **Chapter:** 13 | **Debtor Type:** Individual | **Period:** 2015-2026 | **Variable:** Filings | **Measure:** Count | **Interval:** Monthly

# Market Trends

## Individual Chapter 13 Open Cases

Summary Periods Trends

Open Cases Trends

Reset ↻

**Proceeding Type**

**Chapter**

**Debtor Type**

**Period**

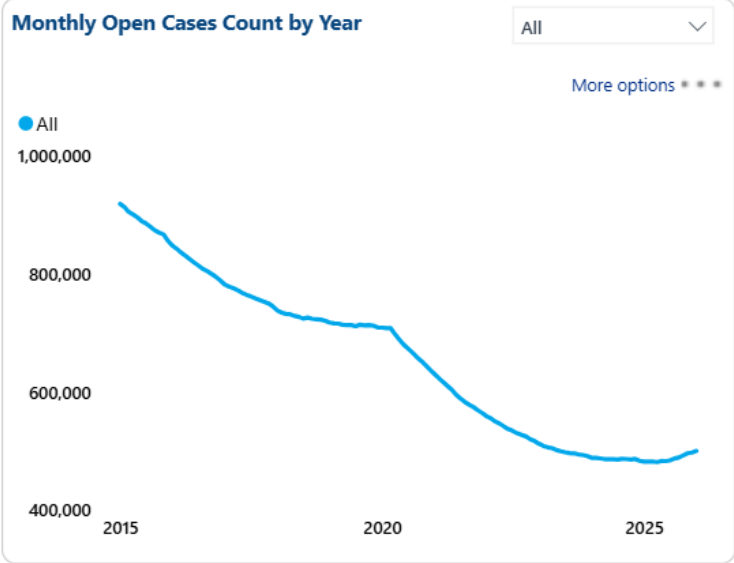
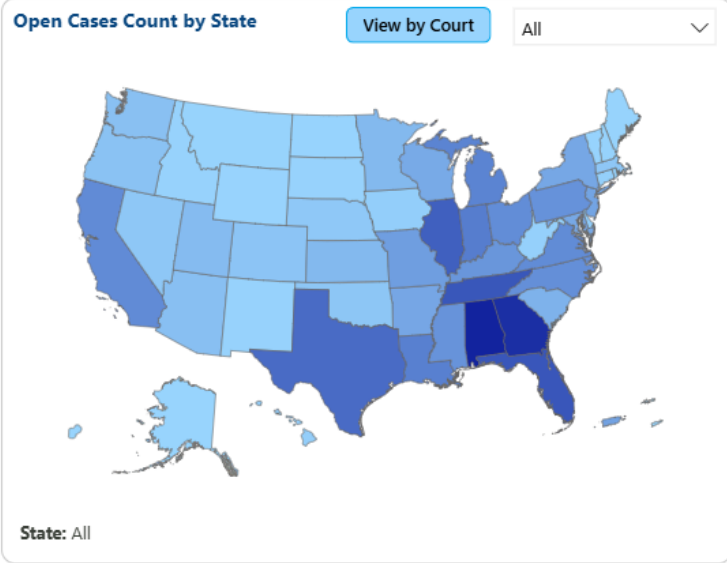
**Variable**

**Measure**

**Interval**

**Open Cases Count**

End of Selected Periods	Monthly Average	% Change
Jan 2015 to Jan 2026	Jan 2015 to Jan 2026	Jan 2015 to Jan 2026
<b>500,771</b>	<b>653,571</b>	<b>-45.5%</b> ▼



Proceeding Type: Bankruptcy | Chapter: 13 | Debtor Type: Individual | Period: 2015-2026 | Variable: Open Cases | Measure: Count | Interval: Monthly

# Market Trends

## All Commercial New Monthly Filings

Summary | Periods | Trends Filings | Summary

Reset ↻

**Proceeding Type**

**Chapter**

**Debtor Type**

**As of Date**

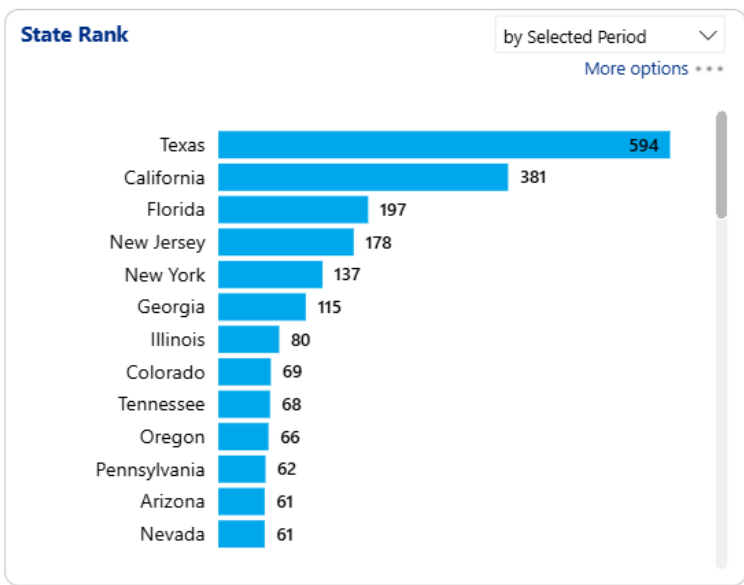
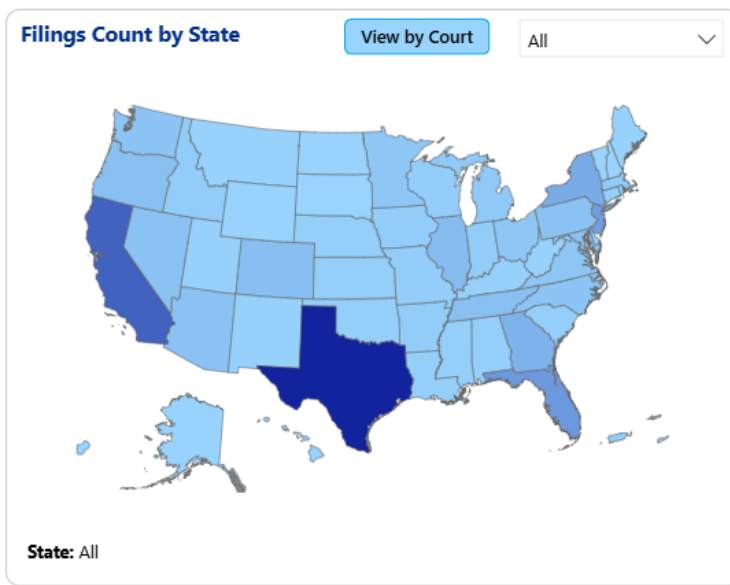
**Period**

**Variable**

**Measure**

**Filings Count - Last Month**

As of Date	Selected Period	Prior Period	Change from Prior Period
Feb 01, 2026	Jan 01, 2026 to Jan 31, 2026	Dec 01, 2025 to Dec 31, 2025	Jan 01, 2026 to Jan 31, 2026
32	2,840	2,562	10.9% ▲



Proceeding Type: Bankruptcy | Chapter: 7, 9, 11, 11(V), 12, 13, 15 | Debtor Type: Commercial | Variable: Filings | Measure: Count | Ranking: by Selected Period

# Market Trends

## Commercial Chapter 11 Annual Filings

Summary | Periods | Trends Filings | Trends

Reset ↻

**Proceeding Type**

**Chapter**

**Debtor Type**

**Period**

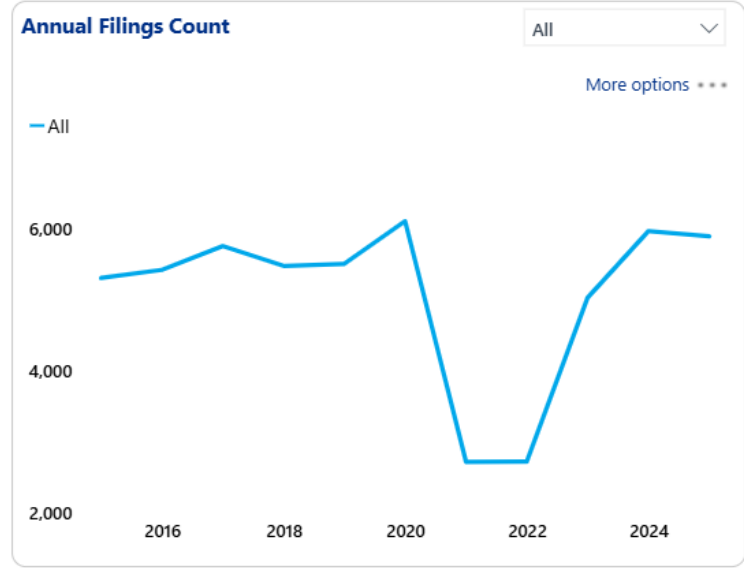
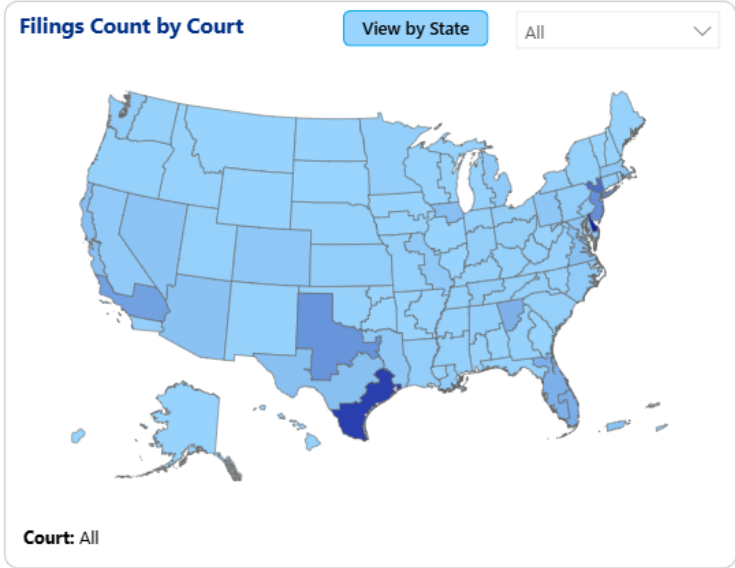
**Variable**

**Measure**

**Interval**

**Filings Count**

<b>Selected Period Total</b> 2015 to 2025 <b>56,036</b>	<b>Full Year Average</b> 2015 to 2025 <b>5,094</b>	<b>% Change</b> 2015 to 2025 <b>11.0%</b> ▲
---	--	---



**Proceeding Type:** Bankruptcy | **Chapter:** 11 | **Debtor Type:** Commercial | **Period:** 2015-2026 | **Variable:** Filings | **Measure:** Count | **Interval:** Annual

# Market Trends

## Commercial Chapter 11 Open Cases

Summary | Periods | **Trends** | Open Cases | Trends

Reset ↺

**Proceeding Type**

**Chapter**

**Debtor Type**

**Period**

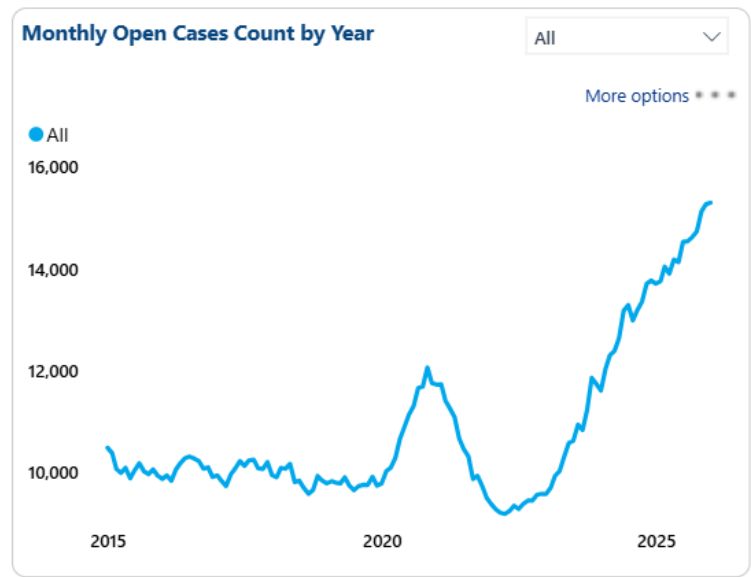
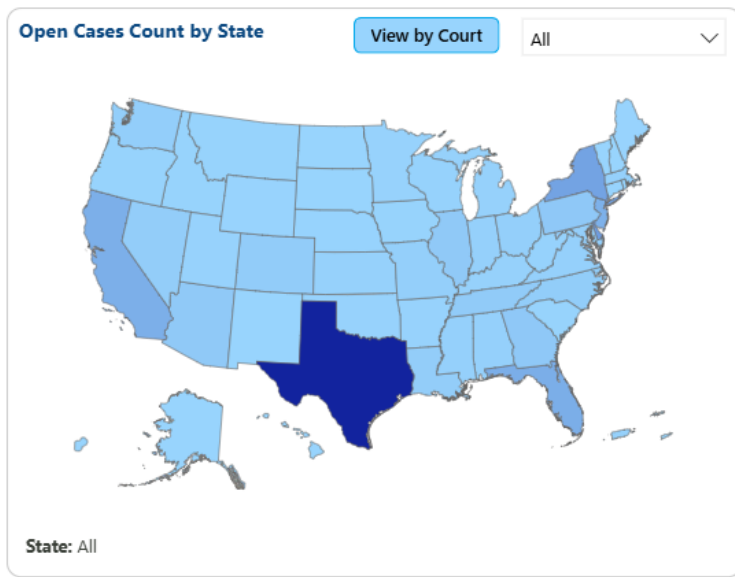
**Variable**

**Measure**

**Interval**

**Open Cases Count**

End of Selected Periods	Monthly Average	% Change
Jan 2015 to Jan 2026	Jan 2015 to Jan 2026	Jan 2015 to Jan 2026
<b>15,305</b>	<b>10,832</b>	<b>45.9%</b> ▲



Proceeding Type: Bankruptcy | Chapter: 11, 11(V) | Debtor Type: Commercial | Period: 2015-2026 | Variable: Open Cases | Measure: Count | Interval: Monthly

# Market Trends

## All Chapters State Rankings by % Change

Summary
Filings | Summary

Reset ↺

**Proceeding Type**

Bankruptcy Adversary

**Chapter**

7 9 11 11(V)  
12 13 15 All

**Debtor Type**

Individual Commercial

**As of Date**

**Period**

WTD MTD YTD  
LW LM LY

**Variable**

Filings

**Measure**

Count

**Filings Count - Last Month**

As of Date	Selected Period	Prior Period	Change from Prior Period
Feb 01, 2026 <b>193</b>	Jan 01, 2026 to Jan 31, 2026 <b>45,808</b>	Dec 01, 2025 to Dec 31, 2025 <b>45,951</b>	Jan 01, 2026 to Jan 31, 2026 <b>-0.3%</b> ▼

**Filings Count by State** View by Court All

**State Rank** by % Change

Illinois	34.0%
Wyoming	24.2%
New Hampshire	24.0%
Alaska	23.8%
North Dakota	21.3%
Nebraska	10.9%
North Carolina	8.5%
New York	8.1%
Montana	7.9%
Maryland	6.7%
New Mexico	5.8%
Georgia	5.4%
Michigan	4.8%

**State:** All

**Proceeding Type:** Bankruptcy | **Chapter:** 7, 9, 11, 11(V), 12, 13, 15 | **Debtor Type:** Both | **Variable:** Filings | **Measure:** Count | **Ranking:** by % Change

# Market Trends

## All Chapters Court Rankings by % Change

Summary Periods Trends Filings | Summary

Reset ↺

**Proceeding Type**

Bankruptcy Adversary

**Chapter**

7 9 11 11(V)  
12 13 15 All

**Debtor Type**

Individual Commercial

**As of Date** 2/1/2026

**Period**

WTD MTD YTD  
LW LM LY

**Variable**

Filings

**Measure**

Count

**Filings Count - Last Month**

<b>As of Date</b>	<b>Selected Period</b>	<b>Prior Period</b>	<b>Change from Prior Period</b>
Feb 01, 2026	Jan 01, 2026 to Jan 31, 2026	Dec 01, 2025 to Dec 31, 2025	Jan 01, 2026 to Jan 31, 2026
<b>193</b>	<b>45,808</b>	<b>45,951</b>	<b>-0.3%</b> ▼

**Filings Count by Court** View by State All

**Court:** All

**Court Rank** by % Change More options

Illinois Central	53.8%
Illinois Southern	38.7%
Illinois Northern	31.4%
New York Western	28.8%
Wyoming	24.2%
New Hampshire	24.0%
Alaska	23.8%
North Dakota	21.3%
North Carolina Eastern	20.8%
New York Eastern	17.9%
Georgia Southern	15.0%
Texas Southern	13.4%
Pennsylvania Middle	11.3%
Nebraska	10.9%

**Proceeding Type:** Bankruptcy | **Chapter:** 7, 9, 11, 11(V), 12, 13, 15 | **Debtor Type:** Both | **Variable:** Filings | **Measure:** Count | **Ranking:** by % Change

# Market Trends

## Chapter 7 State Rankings by % Change

Summary | Periods | Trends
Filings | Summary

Reset ↺

**Proceeding Type**  
Bankruptcy
Adversary

**Chapter**  
7
9
11
11(V)

12
13
15
All

**Debtor Type**  
Individual
Commercial

**As of Date**

**Period**  
WTD
MTD
YTD

LW
LM
LY

**Variable**

**Measure**

### Filings Count - Last Month

As of Date	Selected Period	Prior Period	Change from Prior Period
Feb 01, 2026	Jan 01, 2026 to Jan 31, 2026	Dec 01, 2025 to Dec 31, 2025	Jan 01, 2026 to Jan 31, 2026
69	27,193	28,678	-5.2% ▼

### Filings Count by State

View by Court

All

State: All

### State Rank

by % Change
More options \*\*\*

Alaska	57.1%
Illinois	36.9%
Montana	31.7%
New Hampshire	28.3%
Wyoming	25.0%
North Dakota	17.3%
North Carolina	8.0%
Michigan	6.9%
New Mexico	3.8%
Hawaii	3.2%
Maryland	2.8%
Pennsylvania	2.0%
Georgia	1.1%

**Proceeding Type:** Bankruptcy | **Chapter:** 7 | **Debtor Type:** Both | **Variable:** Filings | **Measure:** Count | **Ranking:** by % Change

# Market Trends

## Chapter 7 Court Rankings by % Change

Summary Periods Trends Filings | Summary

Reset ↺

**Proceeding Type**

**Chapter**

**Debtor Type**

**As of Date**

**Period**

**Variable**

**Measure**

### Filings Count - Last Month

As of Date	Selected Period	Prior Period	Change from Prior Period
Feb 01, 2026 <b>69</b>	Jan 01, 2026 to Jan 31, 2026 <b>27,193</b>	Dec 01, 2025 to Dec 31, 2025 <b>28,678</b>	Jan 01, 2026 to Jan 31, 2026 <b>-5.2%</b> ▼

### Filings Count by Court

**Court:** All

### Court Rank

by % Change More options \*\*\*

Illinois Central	61.7%
Alaska	57.1%
Illinois Southern	45.8%
Illinois Northern	32.7%
Montana	31.7%
New Hampshire	28.3%
Wyoming	25.0%
North Dakota	17.3%
New York Western	17.2%
Georgia Southern	17.0%
North Carolina Eastern	15.8%
Tennessee Middle	15.2%
Louisiana Eastern	12.7%
Michigan Eastern	7.8%

**Proceeding Type:** Bankruptcy | **Chapter:** 7 | **Debtor Type:** Both | **Variable:** Filings | **Measure:** Count | **Ranking:** by % Change

# Market Trends

## Chapter 13 State Rankings by % Change

Summary Periods Trends Filings | Summary

Reset ↺

**Proceeding Type**

Bankruptcy Adversary

**Chapter**

7 9 11 11(V)  
12 13 15 All

**Debtor Type**

Individual Commercial

**As of Date** 2/1/2026

**Period**

WTD MTD YTD  
LW LM LY

**Variable**

Filings

**Measure**

Count

**Filings Count - Last Month**

<b>As of Date</b>	<b>Selected Period</b>	<b>Prior Period</b>	<b>Change from Prior Period</b>
Feb 01, 2026	Jan 01, 2026 to Jan 31, 2026	Dec 01, 2025 to Dec 31, 2025	Jan 01, 2026 to Jan 31, 2026
<b>96</b>	<b>17,535</b>	<b>16,571</b>	<b>5.8%</b> ▲

**Filings Count by State** View by Court All

State: All

**State Rank** by % Change More options

Connecticut	54.5%
North Dakota	44.4%
Nebraska	40.7%
Illinois	32.6%
New York	30.4%
Kansas	23.8%
New Mexico	17.6%
Indiana	14.4%
New Hampshire	14.3%
Arizona	12.6%
Maryland	12.3%
Minnesota	11.3%
Wyoming	11.1%

**Proceeding Type:** Bankruptcy | **Chapter:** 13 | **Debtor Type:** Both | **Variable:** Filings | **Measure:** Count | **Ranking:** by % Change

# Market Trends

## Chapter 13 Court Rankings by % Change

Summary Periods Trends Filings | Summary

Reset ↺

**Proceeding Type**

Bankruptcy Adversary

**Chapter**

7 9 11 11(V)  
12 13 15 All

**Debtor Type**

Individual Commercial

**As of Date** 2/1/2026

**Period**

WTD MTD YTD  
LW LM LY

**Variable**

Filings

**Measure**

Count

### Filings Count - Last Month

As of Date	Selected Period	Prior Period	Change from Prior Period
Feb 01, 2026	Jan 01, 2026 to Jan 31, 2026	Dec 01, 2025 to Dec 31, 2025	Jan 01, 2026 to Jan 31, 2026
96	17,535	16,571	5.8% ▲

### Filings Count by Court

View by State All

**Court:** All

### Court Rank

by % Change More options

Connecticut	54.5%
Illinois Central	53.2%
New York Eastern	45.7%
North Dakota	44.4%
New York Western	42.2%
Nebraska	40.7%
California Northern	34.6%
Illinois Southern	31.4%
Illinois Northern	31.3%
Indiana Southern	29.8%
Texas Eastern	29.6%
Pennsylvania Middle	26.9%
North Carolina Eastern	24.5%
Kansas	23.8%

**Proceeding Type:** Bankruptcy | **Chapter:** 13 | **Debtor Type:** Both | **Variable:** Filings | **Measure:** Count | **Ranking:** by % Change

# Market Trends

## Chapter 11 State Rankings by % Change

Summary
Filings | Summary

Reset ↻

**Proceeding Type**

Bankruptcy Adversary

**Chapter**

7 9 11 11(V)

12 13 15 All

**Debtor Type**

Individual Commercial

**As of Date** 2/1/2026

**Period**

WTD MTD YTD

LW LM LY

**Variable**

Filings

**Measure**

Count

### Filings Count - Last Month

As of Date	Selected Period	Prior Period	Change from Prior Period
Feb 01, 2026	Jan 01, 2026 to Jan 31, 2026	Dec 01, 2025 to Dec 31, 2025	Jan 01, 2026 to Jan 31, 2026
28	1,054	667	58.0% ▲

### Filings Count by State

View by Court All

State: All

### State Rank

by % Change

Colorado	566.7%
Nebraska	400.0%
Minnesota	300.0%
Tennessee	244.4%
New Jersey	220.8%
Wisconsin	200.0%
Texas	198.5%
Hawaii	100.0%
Kansas	100.0%
Puerto Rico	100.0%
Virginia	83.3%
West Virginia	50.0%
Washington	44.4%

**Proceeding Type:** Bankruptcy | **Chapter:** 11, 11(V) | **Debtor Type:** Both | **Variable:** Filings | **Measure:** Count | **Ranking:** by % Change

# Market Trends

## Chapter 11 Court Rankings by % Change

Summary Periods Trends Filings | Summary

Reset ↺

**Proceeding Type**

Bankruptcy Adversary

**Chapter**

7 9 11 11(V)

12 13 15 All

**Debtor Type**

Individual Commercial

**As of Date** 2/1/2026

**Period**

WTD MTD YTD

LW LM LY

**Variable**

Filings

**Measure**

Count

**Filings Count - Last Month**

As of Date	Selected Period	Prior Period	Change from Prior Period
Feb 01, 2026	Jan 01, 2026 to Jan 31, 2026	Dec 01, 2025 to Dec 31, 2025	Jan 01, 2026 to Jan 31, 2026
28	1,054	667	58.0% ▲

**Filings Count by Court** View by State All

**Court:** All

**Court Rank** by % Change More options

Texas Southern	763.2%
Colorado	566.7%
Tennessee Middle	420.0%
Nebraska	400.0%
Minnesota	300.0%
New Jersey	220.8%
Hawaii	100.0%
Kansas	100.0%
Missouri Eastern	100.0%
New York Northern	100.0%
Puerto Rico	100.0%
California Northern	63.6%
Georgia Northern	58.3%
Washington Western	57.1%

**Proceeding Type:** Bankruptcy | **Chapter:** 11, 11(V) | **Debtor Type:** Both | **Variable:** Filings | **Measure:** Count | **Ranking:** by % Change

# Market Trends

## All Chapter Bankruptcy New Filings Top Attorney - YTD

Summary 
Stakeholders | Summary

**Reset**

**Stakeholder Type**

Attorney  
 Law Firm

**Stakeholder Name**

Judge  
 Trustee

All

**Stakeholder - Not Specified**

**Proceeding Type**

**Chapter**

**Debtor Type**

**Period**

1/1/2026 1/31/2026

**Variable**

Filings

**Measure**

Count

Period: Jan 01, 2026 to Jan 31, 2026

Total Cases

45,808

Distinct Stakeholder Names

10,868

Average Cases

4

**Filings Count by Stakeholder**

Poston, Andrew	393
Shanks, Mitchell	321
Clark, E. L.	306
Walker, Andrew	283
BALLSTAEDT, SETH	224
Cordero, Patrick	213
Van Horn, Chad	195
Leinart, Marcus	186
Davidson, Timothy	182
Sirota, Michael	131
Frego, James	123
Burrow, Michael	105
King, Daniel	105
Borden, Alan	104
Watton, Michael	104
Bible, W. Thomas	100

**Court Rank** View by Court

California Central	2,404
Florida Middle	2,217
Illinois Northern	2,061
Georgia Northern	1,806
Michigan Eastern	1,459
Florida Southern	1,332
New Jersey	1,155
Texas Southern	1,114
Maryland	1,049
Texas Northern	1,044
New York Eastern	1,010
Arizona	995
California Eastern	990
Ohio Northern	962
Virginia Eastern	946
Ohio Southern	911

**Type:** Attorney | **Name:** All | **Not Specified:** Include | **Proceeding Type:** Bankruptcy | **Chapter:** ALL | **Debtor Type:** Both | **Period:** Jan 01, 2026 to Jan 31, 2026 | **Variable:** Filings | **Measure:** Count

24

The word "epiq" is written in a white, lowercase, sans-serif font. The letters are bold and modern. The background consists of a dark blue field with a pattern of concentric, slightly irregular circles in a lighter shade of blue, creating a ripple effect.

epiq

Thank you.