



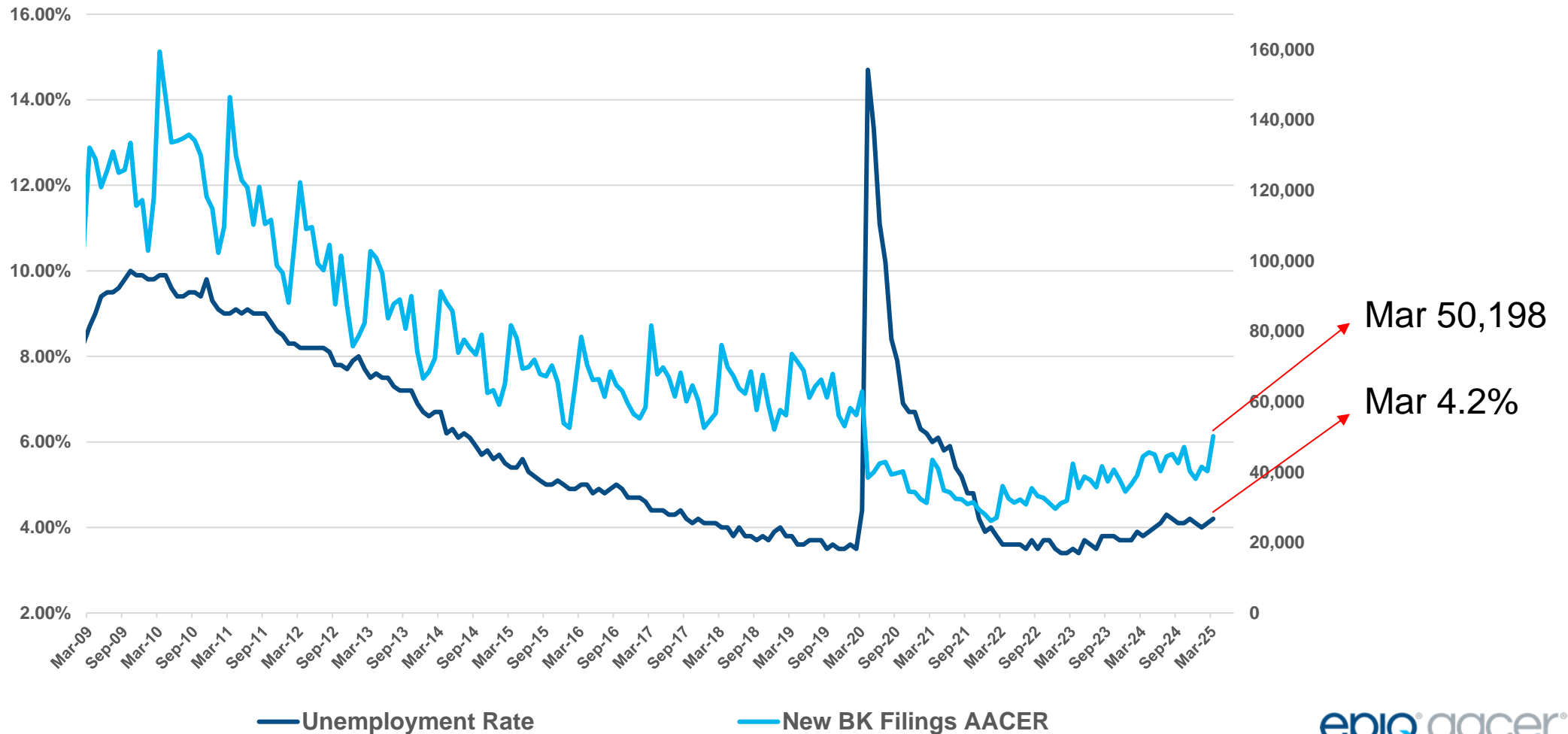
Bankruptcy Market Trends

April 1, 2025



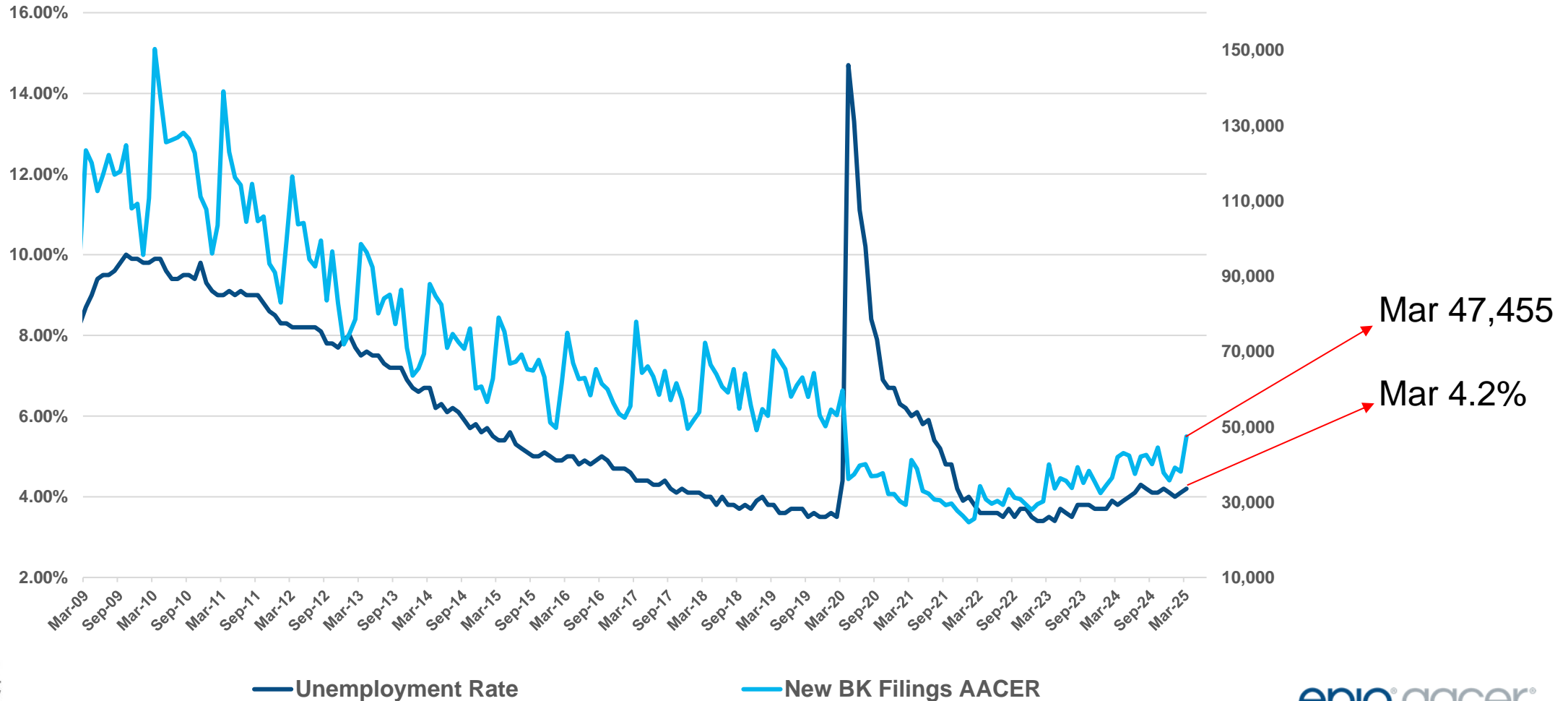
All Bankruptcy New Filings vs Unemployment

January 2009 – March 2025 Unemployment Rate : All New Bankruptcy Filings



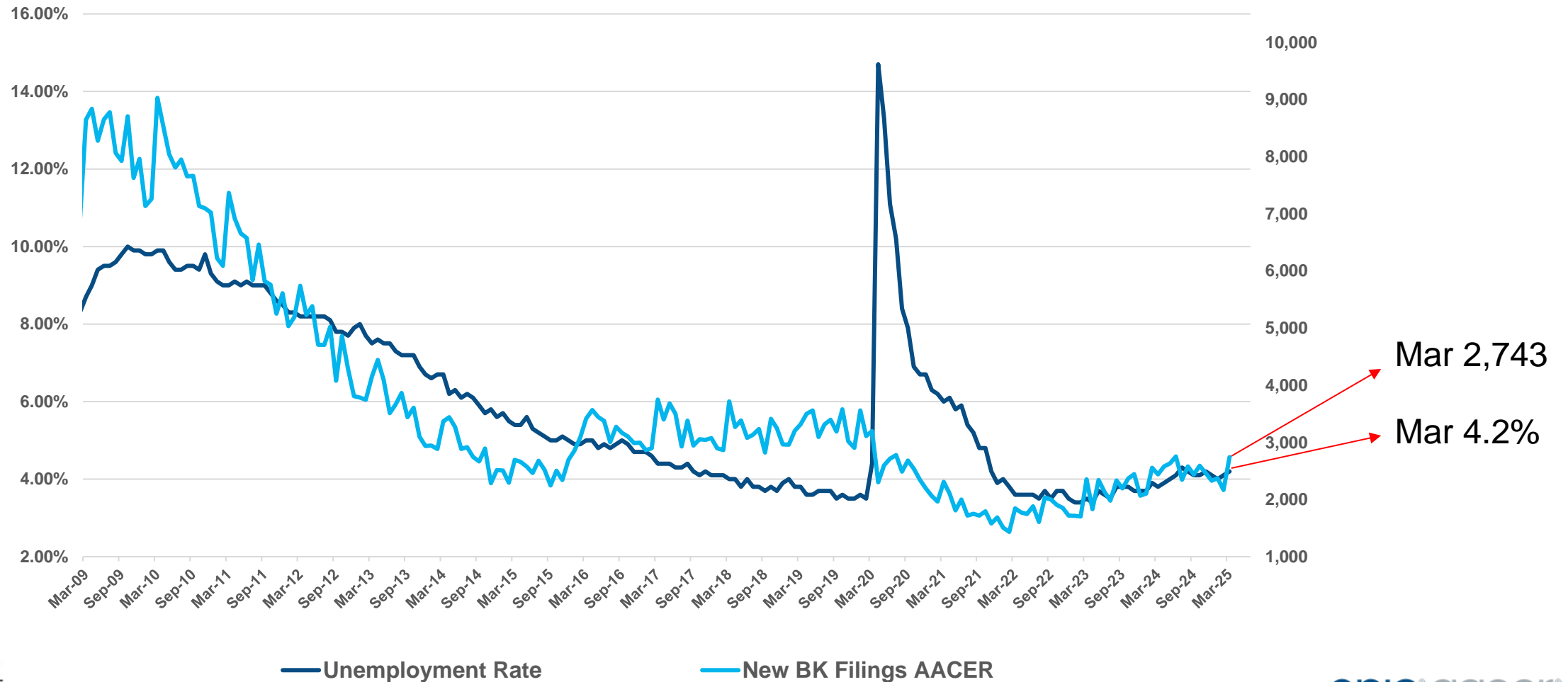
Individual Bankruptcy New Filings vs Unemployment

January 2009 – March 2025 Unemployment Rate : Individual New Bankruptcy Filings



Commercial Bankruptcy New Filings vs Unemployment

January 2009 – March 2025 Unemployment Rate : Commercial New Bankruptcy Filings



All Chapters New Monthly Filings (Mar vs Feb)

Reset

Proceeding Type

Bankruptcy Adversary

Chapter

7 9 11 11(V)
12 13 15 All

Debtor Type

Individual Commercial

As of Date

4/1/2025

Period

WTD MTD YTD
LW LM LY

Variable

Filings

Measure

Count

Filings Count - Last Month

As of Date

Apr 01, 2025
1,727

Selected Period

Mar 01, 2025 to Mar 31, 2025
50,198

Prior Period

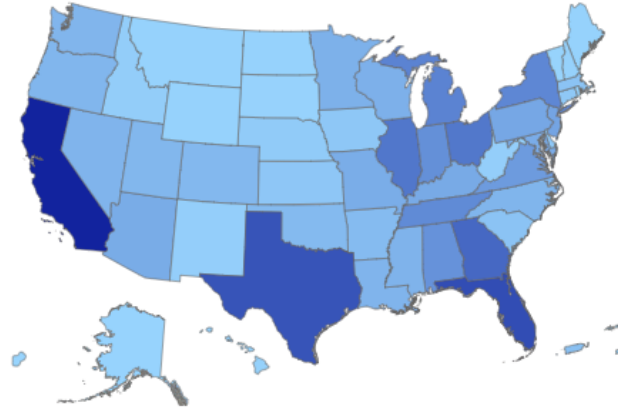
Feb 01, 2025 to Feb 28, 2025
40,286

Change from Prior Period

Mar 01, 2025 to Mar 31, 2025
24.6% ▲

Filings Count by State

View by Court All

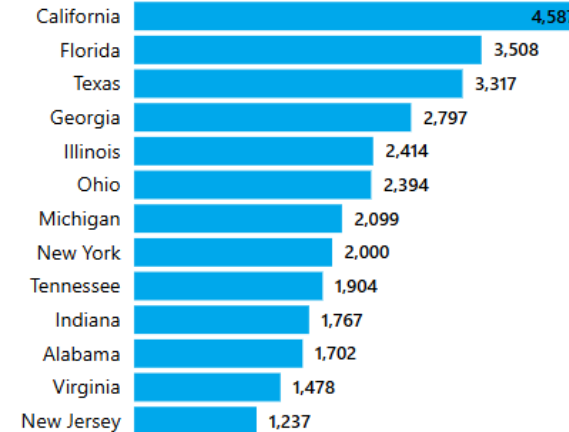


State: All

State Rank

by Selected Period

More options ***



Proceeding Type: Bankruptcy | Chapter: 7, 9, 11, 11(V), 12, 13, 15 | Debtor Type: Both | Variable: Filings | Measure: Count | Ranking: by Selected Period

All Individual Chapters New Monthly Filings (Mar vs Feb)

Summary Periods Trends

Filings | Summary

Reset

Proceeding Type

Bankruptcy Adversary

Chapter

7 9 11 11(V) 12 13 15 All

Debtor Type

Individual Commercial

As of Date

4/1/2025

Period

WTD MTD YTD LW LM LY

Variable

Filings

Measure

Count

Filings Count - Last Month

As of Date

Apr 01, 2025

1,628

Selected Period

Mar 01, 2025 to Mar 31, 2025

47,455

Prior Period

Feb 01, 2025 to Feb 28, 2025

38,096

Change from Prior Period

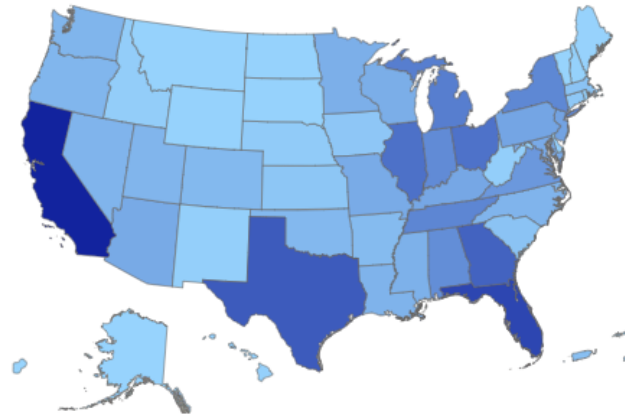
Mar 01, 2025 to Mar 31, 2025

24.6% ▲

Filings Count by State

View by Court

All

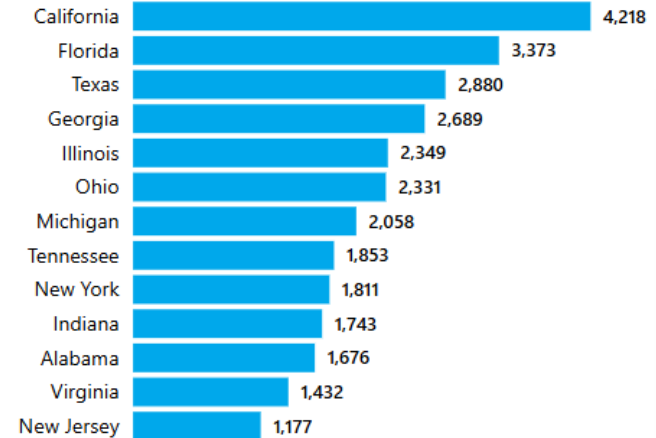


State: All

State Rank

by Selected Period

More options



Proceeding Type: Bankruptcy | Chapter: 7, 9, 11, 11(V), 12, 13, 15 | Debtor Type: Individual | Variable: Filings | Measure: Count | Ranking: by Selected Period

Individual Chapter 7 New Monthly Filings (Mar vs Feb)

Reset ↻

Proceeding Type

Bankruptcy Adversary

Chapter

7 9 11 11(V)
12 13 15 All

Debtor Type

Individual Commercial

As of Date

4/1/2025

Period

WTD MTD YTD
LW LM LY

Variable

Filings

Measure

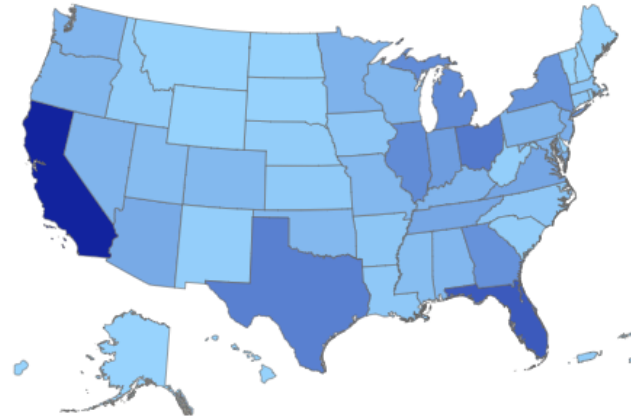
Count

Filings Count - Last Month

As of Date	Selected Period	Prior Period	Change from Prior Period
Apr 01, 2025	Mar 01, 2025 to Mar 31, 2025	Feb 01, 2025 to Feb 28, 2025	Mar 01, 2025 to Mar 31, 2025
936	30,668	22,891	34.0% ▲

Filings Count by State

View by Court All

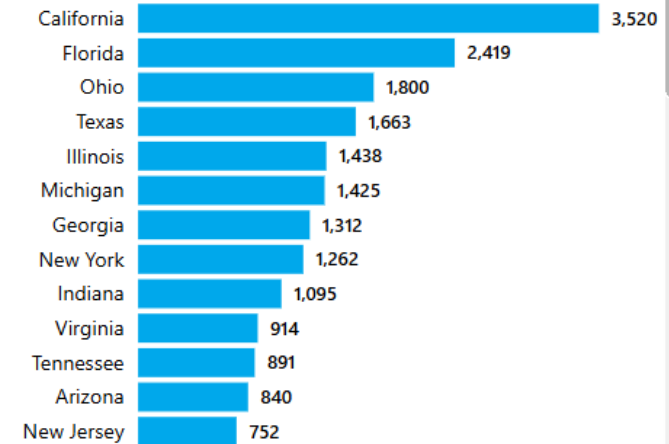


State: All

State Rank

by Selected Period

More options ***



Proceeding Type: Bankruptcy | Chapter: 7 | Debtor Type: Individual | Variable: Filings | Measure: Count | Ranking: by Selected Period

Individual Chapter 7 New Monthly Filings (2010 – March 2025)

Reset ↺

Proceeding Type

Bankruptcy

Adversary

Chapter

7

9

11

11(V)

12

13

15

All

Debtor Type

Individual

Commercial

Period

2010

2025

Variable

Filings

Measure

Count

Interval

Monthly

Annual

Filings Count

Selected Period Total

Jan 2010 to Mar 2025

7,711,756

Full Month Average

Jan 2010 to Mar 2025

42,141

% Change

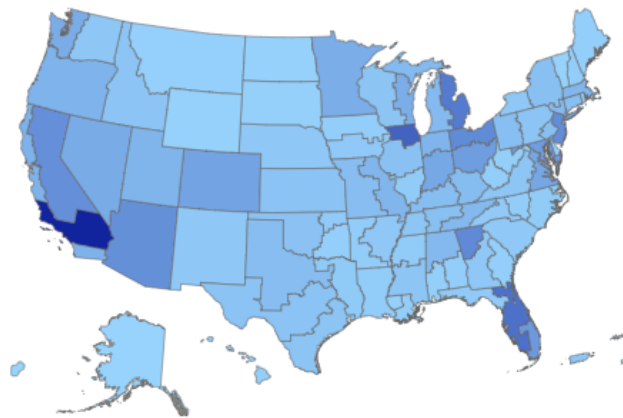
Jan 2010 to Mar 2025

-53.3% ▼

Filings Count by Court

View by State

All

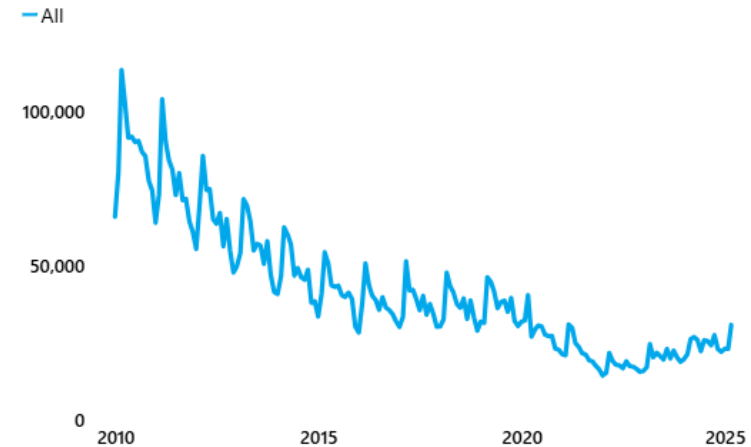


Court: All

Monthly Filings Count by Year

All

More options ***



Proceeding Type: Bankruptcy | Chapter: 7 | Debtor Type: Individual | Period: 2010-2025 | Variable: Filings | Measure: Count | Interval: Monthly

Individual Chapter 7 Open Cases (2010 – Mar 2025)

Reset ↻

Proceeding Type

Bankruptcy Adversary

Chapter

7 9 11 11(V)
12 13 15 All

Debtor Type

Individual Commercial

Period

2010 2025

Variable

Open Cases

Measure

Count

Interval

Monthly Annual

Open Cases Count

End of Selected Periods

Jan 2010 to Mar 2025

143,995

Monthly Average

Jan 2010 to Mar 2025

304,496

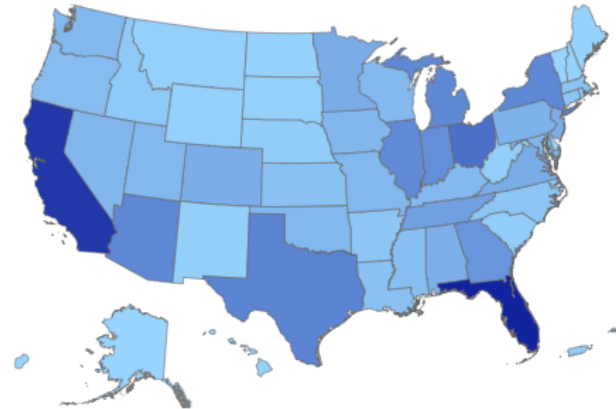
% Change

Jan 2010 to Mar 2025

-75.1% ▼

Open Cases Count by State

View by Court All

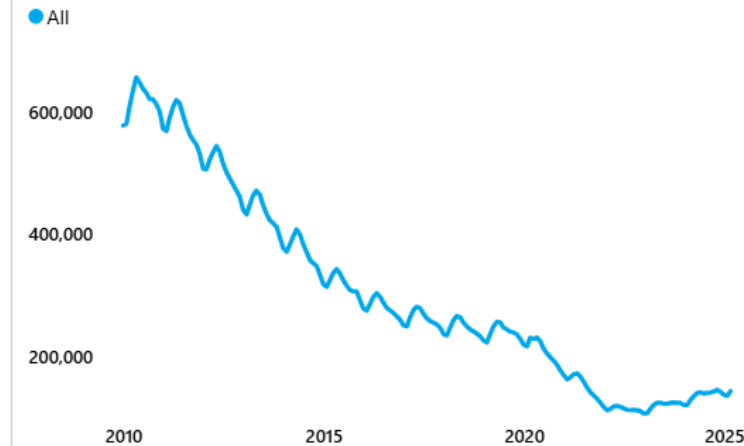


State: All

Monthly Open Cases Count by Year

All

More options



Proceeding Type: Bankruptcy | Chapter: 7 | Debtor Type: Individual | Period: 2010-2025 | Variable: Open Cases | Measure: Count | Interval: Monthly

Individual Chapter 13 New Monthly Filings (Mar vs Feb)

Summary [Periods](#) [Trends](#)

Filings | Summary

Reset ↺

Proceeding Type

Bankruptcy Adversary

Chapter

7 9 11 11(V)
12 13 15 All

Debtor Type

Individual Commercial

As of Date

4/1/2025

Period

WTD MTD YTD
LW LM LY

Variable

Filings

Measure

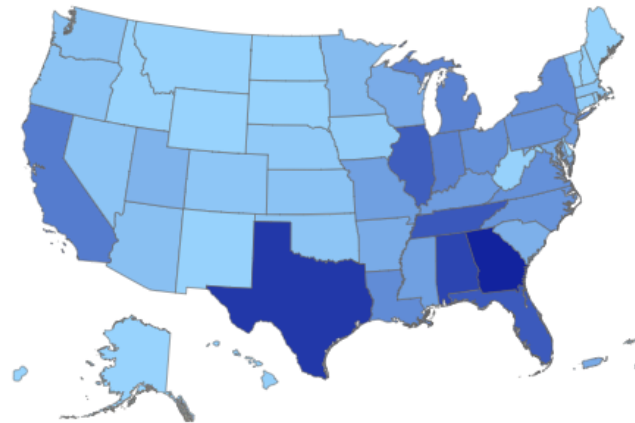
Count

Filings Count - Last Month

As of Date	Selected Period	Prior Period	Change from Prior Period
Apr 01, 2025	Mar 01, 2025 to Mar 31, 2025	Feb 01, 2025 to Feb 28, 2025	Mar 01, 2025 to Mar 31, 2025
689	16,710	15,124	10.5% ▲

Filings Count by State

View by Court All

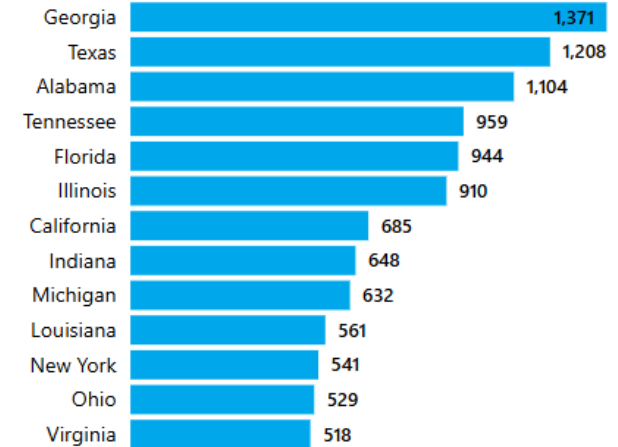


State: All

State Rank

by Selected Period

More options ***



Proceeding Type: Bankruptcy | Chapter: 13 | Debtor Type: Individual | Variable: Filings | Measure: Count | Ranking: by Selected Period

Individual Chapter 13 New Monthly Filings (2010 – Mar 2025)

Reset

Proceeding Type

Bankruptcy Adversary

Chapter

7 9 11 11(V)
12 13 15 All

Debtor Type

Individual Commercial

Period

2010 2025

Variable

Filings

Measure

Count

Interval

Monthly Annual

Filings Count

Selected Period Total

Jan 2010 to Mar 2025

3,974,937

Full Month Average

Jan 2010 to Mar 2025

21,721

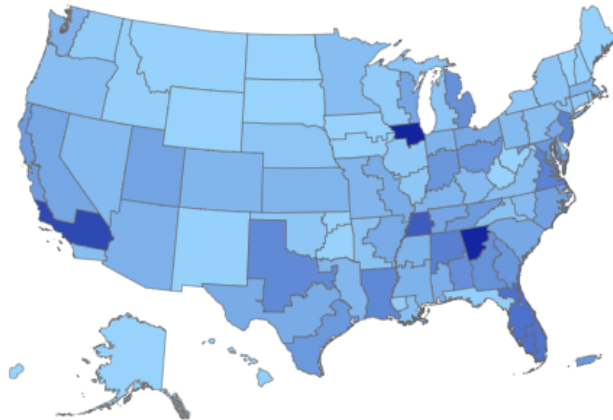
% Change

Jan 2010 to Mar 2025

-43.7% ▼

Filings Count by Court

View by State All



Court: All

Monthly Filings Count by Year

All

More options



Proceeding Type: Bankruptcy | Chapter: 13 | Debtor Type: Individual | Period: 2010-2025 | Variable: Filings | Measure: Count | Interval: Monthly

Individual Chapter 13 Open Cases (2010 – Mar 2025)

Reset ↺

Proceeding Type

Bankruptcy Adversary

Chapter

7 9 11 11(V)
12 13 15 All

Debtor Type

Individual Commercial

Period

2010 2025

Variable

Open Cases

Measure

Count

Interval

Monthly Annual

Open Cases Count

End of Selected Periods

Jan 2010 to Mar 2025

483,061

Monthly Average

Jan 2010 to Mar 2025

764,594

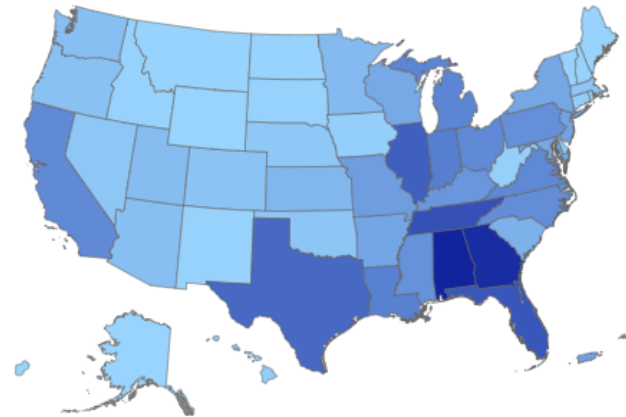
% Change

Jan 2010 to Mar 2025

-43.4% ▼

Open Cases Count by State

View by Court All

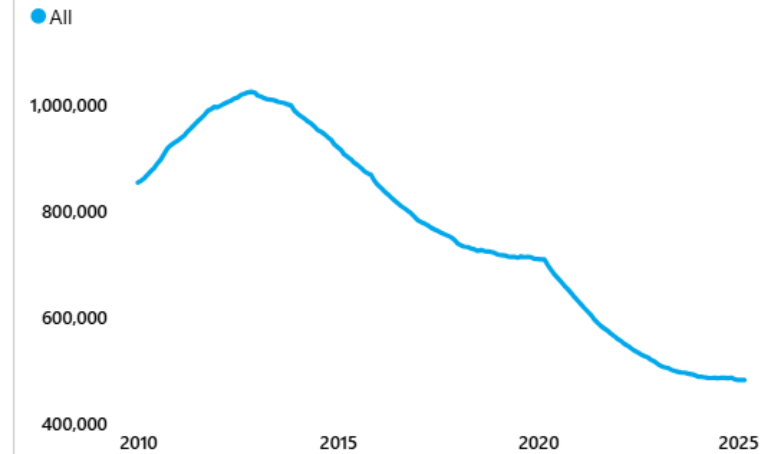


State: All

Monthly Open Cases Count by Year

All

More options



Proceeding Type: Bankruptcy | Chapter: 13 | Debtor Type: Individual | Period: 2010-2025 | Variable: Open Cases | Measure: Count | Interval: Monthly

All Commercial New Monthly Filings (Mar vs Feb)

Summary Periods Trends

Filings | Summary

Reset

Proceeding Type

Bankruptcy Adversary

Chapter

7 9 11 11(V)
12 13 15 All

Debtor Type

Individual Commercial

As of Date

4/1/2025

Period

WTD MTD YTD
LW LM LY

Variable

Filings

Measure

Count

Filings Count - Last Month

As of Date

Apr 01, 2025

99

Selected Period

Mar 01, 2025 to Mar 31, 2025

2,743

Prior Period

Feb 01, 2025 to Feb 28, 2025

2,190

Change from Prior Period

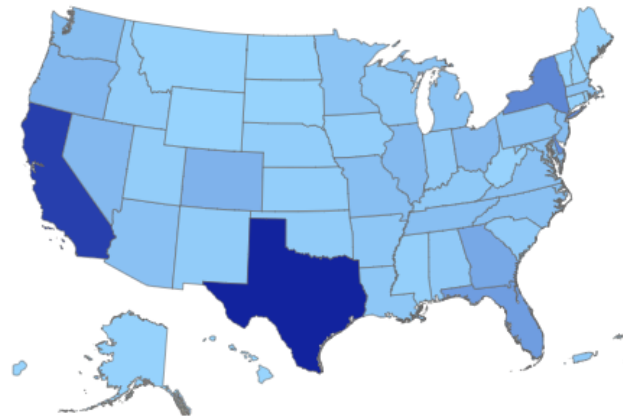
Mar 01, 2025 to Mar 31, 2025

25.3% ▲

Filings Count by State

View by Court

All

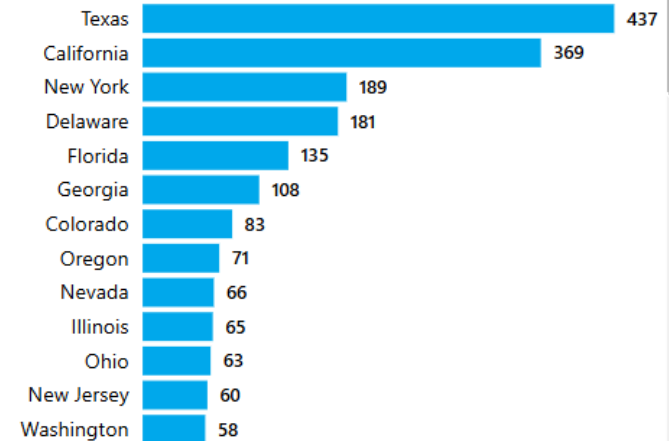


State: All

State Rank

by Selected Period

More options ***



Proceeding Type: Bankruptcy | Chapter: 7, 9, 11, 11(V), 12, 13, 15 | Debtor Type: Commercial | Variable: Filings | Measure: Count | Ranking: by Selected Period

Commercial Chapter 11 New Monthly Filings (2010 – Mar 2025)

Reset ↻

Proceeding Type
Bankruptcy Adversary

Chapter
7 9 11 11(V)
12 13 15 All

Debtor Type
Individual Commercial

Period
2010 2025

Variable
Filings

Measure
Count

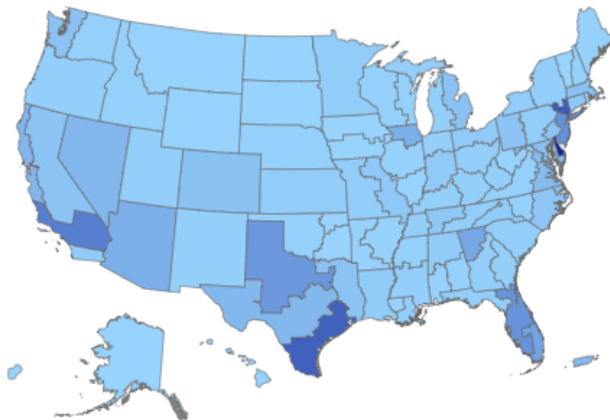
Interval
Monthly Annual

Filings Count

Selected Period Total	Full Month Average	% Change
Jan 2010 to Mar 2025	Jan 2010 to Mar 2025	Jan 2010 to Mar 2025
97,314	532	-31.0% ▼

Filings Count by Court

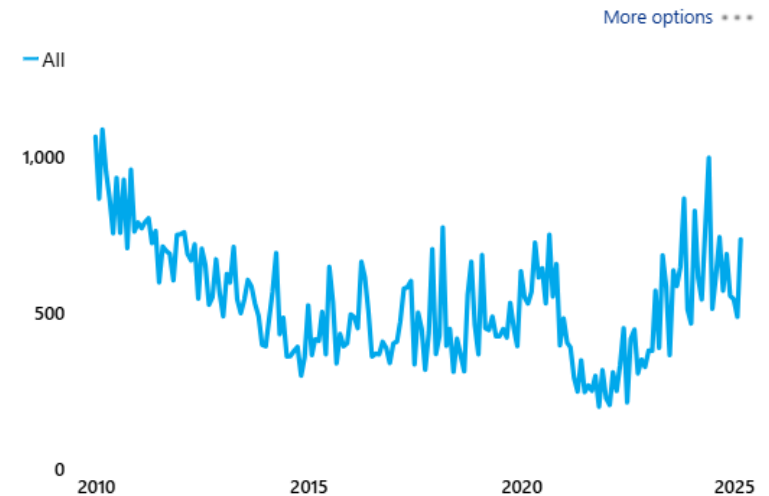
View by State All



Court: All

Monthly Filings Count by Year

All



Proceeding Type: Bankruptcy | Chapter: 11, 11(V) | Debtor Type: Commercial | Period: 2010-2025 | Variable: Filings | Measure: Count | Interval: Monthly

Commercial Chapter 11 Open Cases (2010 – Mar 2025)

Reset ↺

Proceeding Type

Bankruptcy Adversary

Chapter

7 9 11 11(V)
12 13 15 All

Debtor Type

Individual Commercial

Period

2010 2025

Variable

Open Cases

Measure

Count

Interval

Monthly Annual

Open Cases Count

End of Selected Periods

Jan 2010 to Mar 2025

14,049

Monthly Average

Jan 2010 to Mar 2025

12,076

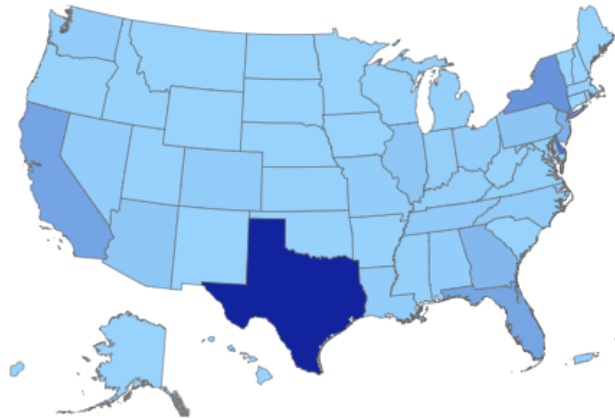
% Change

Jan 2010 to Mar 2025

-20.2% ▼

Open Cases Count by State

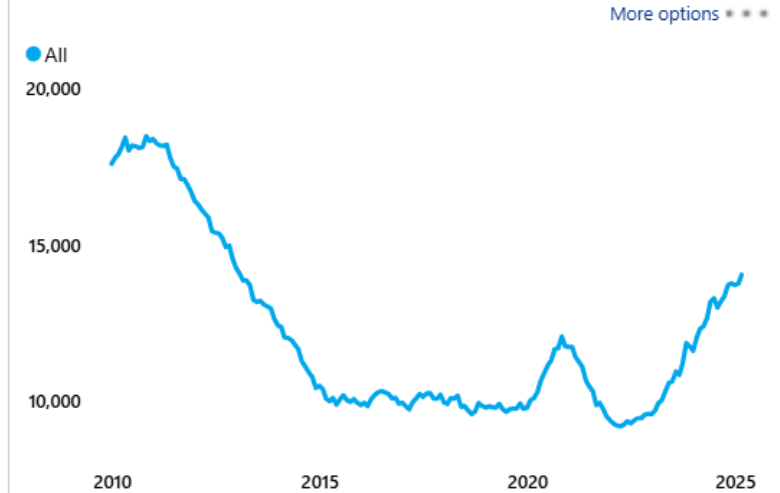
View by Court All



State: All

Monthly Open Cases Count by Year

All



Proceeding Type: Bankruptcy | Chapter: 11, 11(V) | Debtor Type: Commercial | Period: 2010-2025 | Variable: Open Cases | Measure: Count | Interval: Monthly

Top All Chapter State Rankings by % Change

Summary | Periods | Trends Filings | Summary

Reset ↺

Proceeding Type

Bankruptcy Adversary

Chapter

7 9 11 11(V)
12 13 15 All

Debtor Type

Individual Commercial

As of Date 4/1/2025

Period

WTD MTD YTD
LW LM LY

Variable

Filings

Measure

Count

Filings Count - Last Month

As of Date	Selected Period	Prior Period	Change from Prior Period
Apr 01, 2025 1,727	Mar 01, 2025 to Mar 31, 2025 50,198	Feb 01, 2025 to Feb 28, 2025 40,286	Mar 01, 2025 to Mar 31, 2025 24.6% ▲

Filings Count by State View by Court All

State: All

State Rank by % Change More options

Alaska	175.0%
North Dakota	83.3%
Delaware	72.4%
Utah	69.5%
Oklahoma	58.0%
Indiana	53.4%
Colorado	48.7%
Wyoming	48.6%
Missouri	47.5%
Oregon	44.2%
Iowa	42.0%
Kansas	40.6%
Idaho	39.8%

Proceeding Type: Bankruptcy | **Chapter:** 7, 9, 11, 11(V), 12, 13, 15 | **Debtor Type:** Both | **Variable:** Filings | **Measure:** Count | **Ranking:** by % Change

Top All Chapter Court Rankings by % Change

Reset ↺

Proceeding Type
 Bankruptcy | Adversary

Chapter
 7 | 9 | 11 | 11(V)
 12 | 13 | 15 | All

Debtor Type
 Individual | Commercial

As of Date | 4/1/2025

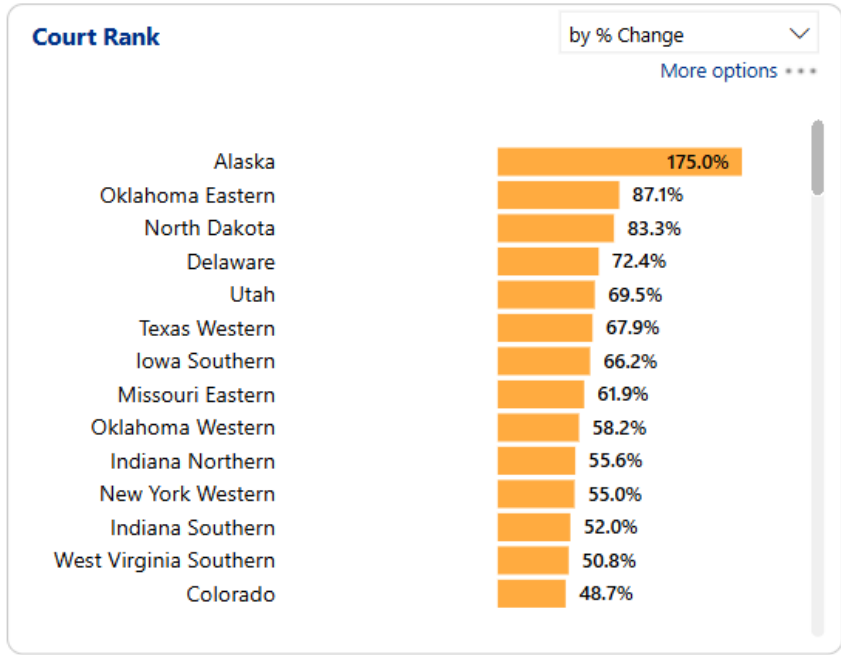
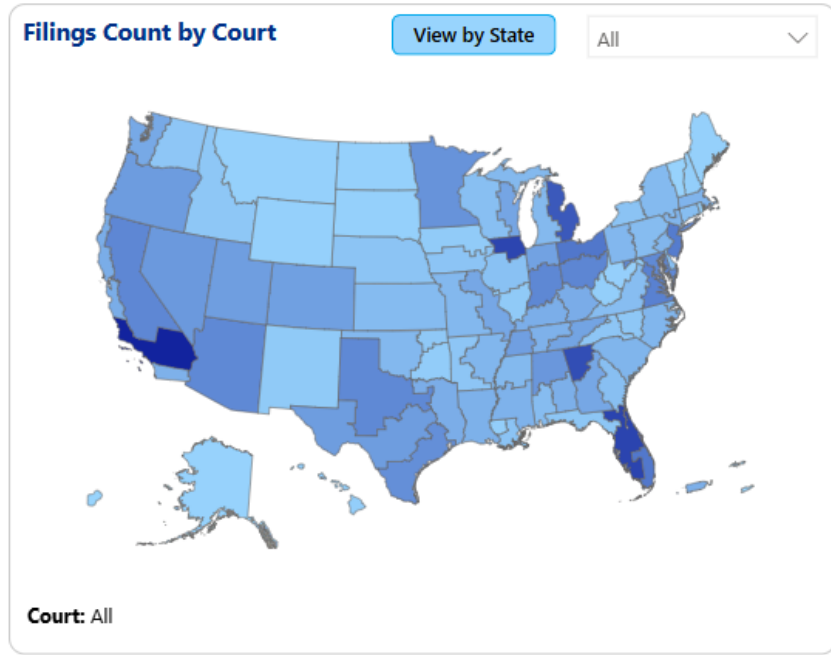
Period
 WTD | MTD | YTD
 LW | LM | LY

Variable
 Filings

Measure
 Count

Filings Count - Last Month

As of Date	Selected Period	Prior Period	Change from Prior Period
Apr 01, 2025	Mar 01, 2025 to Mar 31, 2025	Feb 01, 2025 to Feb 28, 2025	Mar 01, 2025 to Mar 31, 2025
1,727	50,198	40,286	24.6% ▲



Proceeding Type: Bankruptcy | Chapter: 7, 9, 11, 11(V), 12, 13, 15 | Debtor Type: Both | Variable: Filings | Measure: Count | Ranking: by % Change

Top Chapter 7 State Rankings by % Change

Summary | Periods | Trends
Filings | Summary

Reset ↺

Proceeding Type

Bankruptcy | Adversary

Chapter

7 | 9 | 11 | 11(V) | 12 | 13 | 15 | All

Debtor Type

Individual | Commercial

As of Date 4/1/2025

Period

WTD | MTD | YTD | LW | **LM** | LY

Variable

Filings

Measure

Count

Filings Count - Last Month

As of Date	Selected Period	Prior Period	Change from Prior Period
Apr 01, 2025 983	Mar 01, 2025 to Mar 31, 2025 32,144	Feb 01, 2025 to Feb 28, 2025 24,167	Mar 01, 2025 to Mar 31, 2025 33.0% ▲

Filings Count by State View by Court All

State: All

State Rank by % Change

More options ***

Alaska	116.7%
District of Columbia	115.4%
Indiana	95.9%
Utah	91.8%
Kansas	78.8%
North Dakota	77.8%
Wyoming	71.4%
Missouri	64.9%
Oklahoma	63.7%
Colorado	62.5%
Oregon	51.4%
Idaho	42.5%
Massachusetts	42.3%

Proceeding Type: Bankruptcy | Chapter: 7 | Debtor Type: Both | Variable: Filings | Measure: Count | Ranking: by % Change

Top Chapter 7 Court Rankings by % Change

Summary [Periods](#) [Trends](#)
Filings | Summary

Reset ↺

Proceeding Type

Bankruptcy Adversary

Chapter

7 9 11 11(V)
12 13 15 All

Debtor Type

Individual Commercial

As of Date 4/1/2025

Period

WTD MTD YTD
LW LM LY

Variable

Filings

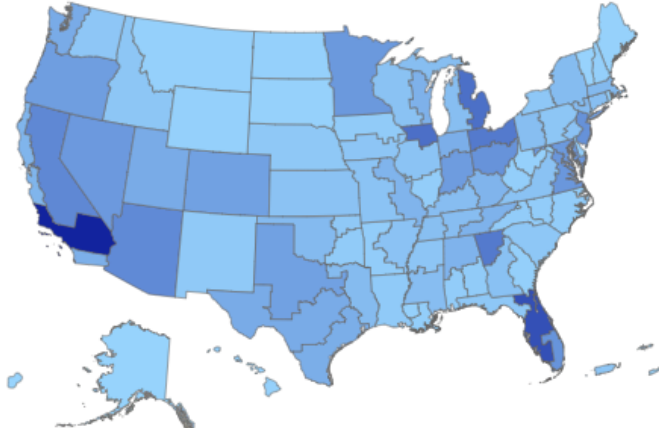
Measure

Count

Filings Count - Last Month

As of Date	Selected Period	Prior Period	Change from Prior Period
Apr 01, 2025	Mar 01, 2025 to Mar 31, 2025	Feb 01, 2025 to Feb 28, 2025	Mar 01, 2025 to Mar 31, 2025
983	32,144	24,167	33.0% ▲

Filings Count by Court View by State All



Court: All

Court Rank by % Change

More options ***

Alaska	116.7%
District of Columbia	115.4%
Indiana Southern	102.1%
Oklahoma Eastern	92.6%
Utah	91.8%
Indiana Northern	87.5%
Kansas	78.8%
North Dakota	77.8%
Wyoming	71.4%
Oklahoma Western	70.2%
Texas Western	68.3%
Missouri Western	65.8%
Iowa Southern	64.5%
Missouri Eastern	64.4%

Proceeding Type: Bankruptcy | Chapter: 7 | Debtor Type: Both | Variable: Filings | Measure: Count | Ranking: by % Change

Top Chapter 13 State Rankings by % Change

Summary | Periods | Trends
Filings | Summary

Reset ↻

Proceeding Type

Bankruptcy | Adversary

Chapter

7 | 9 | 11 | 11(V)
12 | 13 | 15 | All

Debtor Type

Individual | Commercial

As of Date 4/1/2025

Period

WTD | MTD | YTD
LW | LM | LY

Variable

Filings

Measure

Count

Filings Count - Last Month

As of Date	Selected Period	Prior Period	Change from Prior Period
Apr 01, 2025	Mar 01, 2025 to Mar 31, 2025	Feb 01, 2025 to Feb 28, 2025	Mar 01, 2025 to Mar 31, 2025
711	17,216	15,532	10.8% ▲

Filings Count by State

View by Court All

State: All

State Rank

by % Change

More options ***

Alaska	250.0%
North Dakota	133.3%
Vermont	66.7%
Rhode Island	63.2%
Iowa	50.0%
Montana	44.4%
Utah	38.5%
Nebraska	36.7%
South Dakota	36.4%
Oklahoma	33.7%
Maine	33.3%
Missouri	33.2%
Idaho	25.0%

Proceeding Type: Bankruptcy | Chapter: 13 | Debtor Type: Both | Variable: Filings | Measure: Count | Ranking: by % Change

Top Chapter 13 Court Rankings by % Change

Summary | Periods | Trends
Filings | Summary

Reset ↺

Proceeding Type

Bankruptcy Adversary

Chapter

7 9 11 11(V)
12 13 15 All

Debtor Type

Individual Commercial

As of Date 4/1/2025

Period

WTD MTD YTD
LW LM LY

Variable

Filings

Measure

Count

Filings Count - Last Month

As of Date	Selected Period	Prior Period	Change from Prior Period
Apr 01, 2025	Mar 01, 2025 to Mar 31, 2025	Feb 01, 2025 to Feb 28, 2025	Mar 01, 2025 to Mar 31, 2025
711	17,216	15,532	10.8% ▲

Filings Count by Court View by State All

Court: All

Court Rank by % Change

More options ***

Alaska	250.0%
North Dakota	133.3%
New York Western	88.1%
Oklahoma Northern	76.9%
Iowa Southern	72.0%
Texas Western	67.5%
Vermont	66.7%
Rhode Island	63.2%
West Virginia Southern	62.5%
Missouri Eastern	50.6%
Oklahoma Eastern	50.0%
Montana	44.4%
Utah	38.5%
Nebraska	36.7%

Proceeding Type: Bankruptcy | Chapter: 13 | Debtor Type: Both | Variable: Filings | Measure: Count | Ranking: by % Change

Top Chapter 11 State Rankings by % Change

Reset ↺

Proceeding Type
 Bankruptcy | Adversary

Chapter
 7 | 9 | 11 | 11(V)
 12 | 13 | 15 | All

Debtor Type
 Individual | Commercial

As of Date 4/1/2025

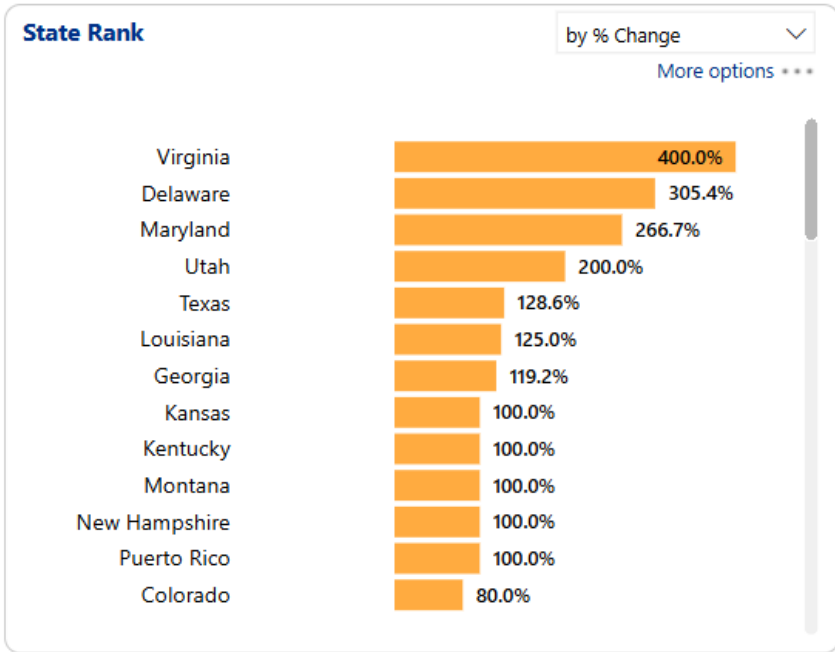
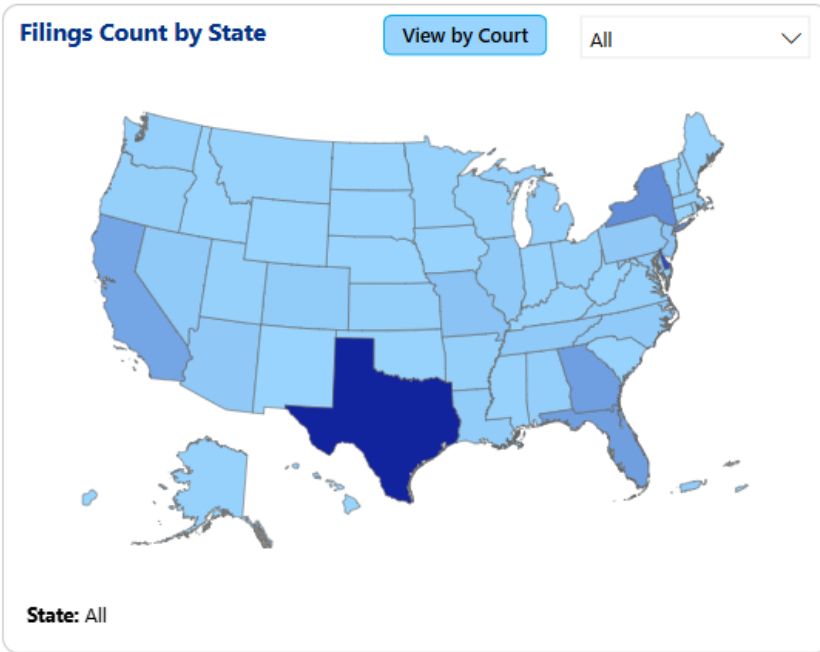
Period
 WTD | MTD | YTD
 LW | LM | LY

Variable
 Filings

Measure
 Count

Filings Count - Last Month

As of Date	Selected Period	Prior Period	Change from Prior Period
Apr 01, 2025	Mar 01, 2025 to Mar 31, 2025	Feb 01, 2025 to Feb 28, 2025	Mar 01, 2025 to Mar 31, 2025
31	795	553	43.8% ▲



Proceeding Type: Bankruptcy | Chapter: 11, 11(V) | Debtor Type: Both | Variable: Filings | Measure: Count | Ranking: by % Change

Top Chapter 11 Court Rankings by % Change

Summary | Periods | Trends Filings | Summary

Reset ↺

Proceeding Type

Bankruptcy Adversary

Chapter

7 9 11 11(V)

12 13 15 All

Debtor Type

Individual Commercial

As of Date 4/1/2025

Period

WTD MTD YTD

LW LM LY

Variable

Filings

Measure

Count

Filings Count - Last Month

As of Date	Selected Period	Prior Period	Change from Prior Period
Apr 01, 2025	Mar 01, 2025 to Mar 31, 2025	Feb 01, 2025 to Feb 28, 2025	Mar 01, 2025 to Mar 31, 2025
31	795	553	43.8% ▲

Filings Count by Court View by State

All

Court: All

Court Rank by % Change

More options ***

Missouri Eastern	1400.0%
Texas Southern	564.7%
Tennessee Western	400.0%
Delaware	305.4%
Louisiana Western	300.0%
Virginia Eastern	300.0%
Maryland	266.7%
Utah	200.0%
Georgia Northern	173.7%
Louisiana Eastern	150.0%
Arkansas Western	100.0%
Florida Northern	100.0%
Indiana Northern	100.0%
Kansas	100.0%

Proceeding Type: Bankruptcy | **Chapter:** 11, 11(V) | **Debtor Type:** Both | **Variable:** Filings | **Measure:** Count | **Ranking:** by % Change

All Chapters 2025 Top New Filings – Attorneys YTD

Reset ↺

Stakeholder Type

Attorney Attorney
 Law Firm

Stakeholder Name

All Judge
 Trustee

Stakeholder - Not Specified

Proceeding Type

Chapter

Debtor Type

Period

1/1/2025 3/31/2025

Variable

Filings

Measure

Count

Period : Jan 01, 2025 to Mar 31, 2025

Total Cases

132,009

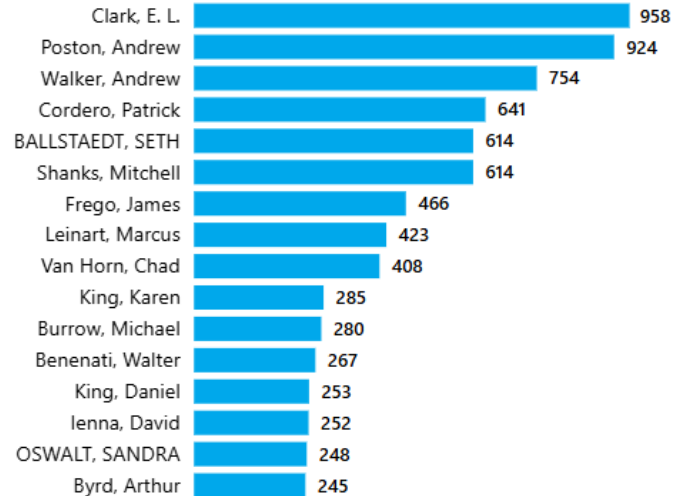
Distinct Stakeholder Names

19,135

Average Cases

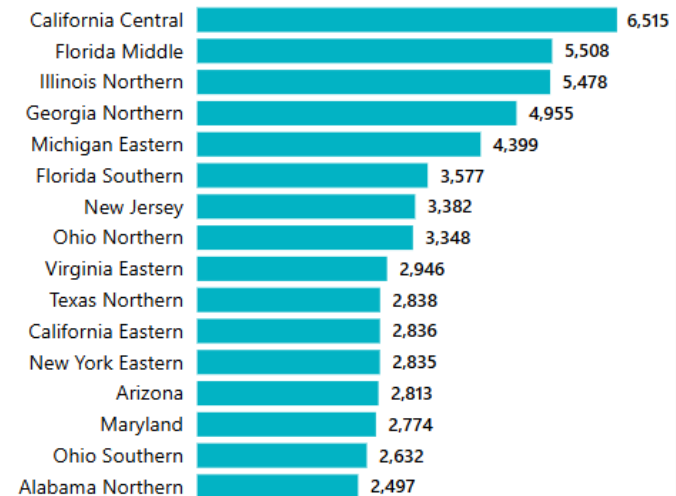
7

Filings Count by Stakeholder



Court Rank

View by Court



Type: Attorney | Name: All | Not Specified: Exclude | Proceeding Type: Both | Chapter: ALL | Debtor Type: Both | Period: Jan 01, 2025 to Mar 31, 2025 | Variable: Filings | Measure: Count



epioq
aacer[®]