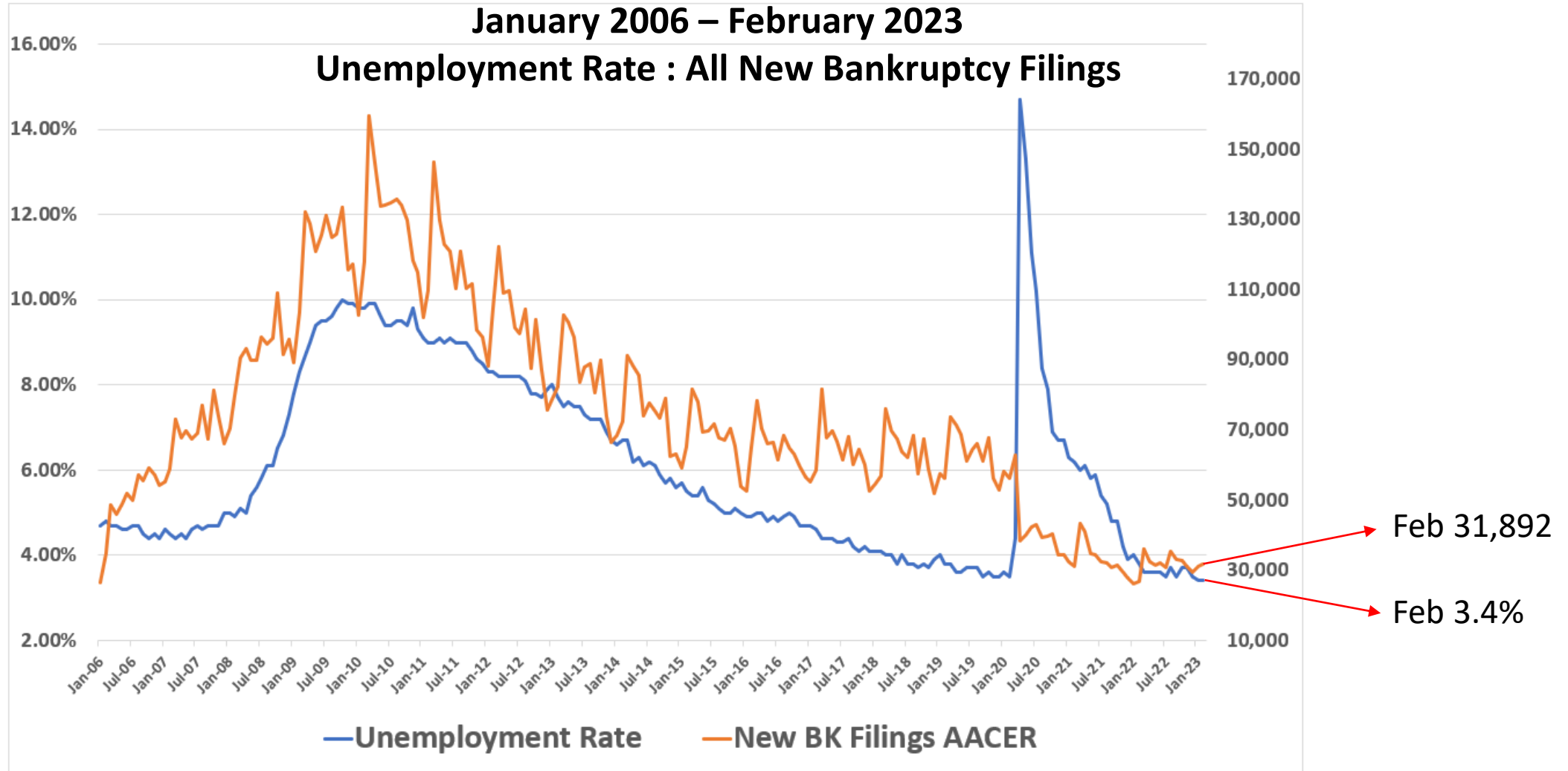




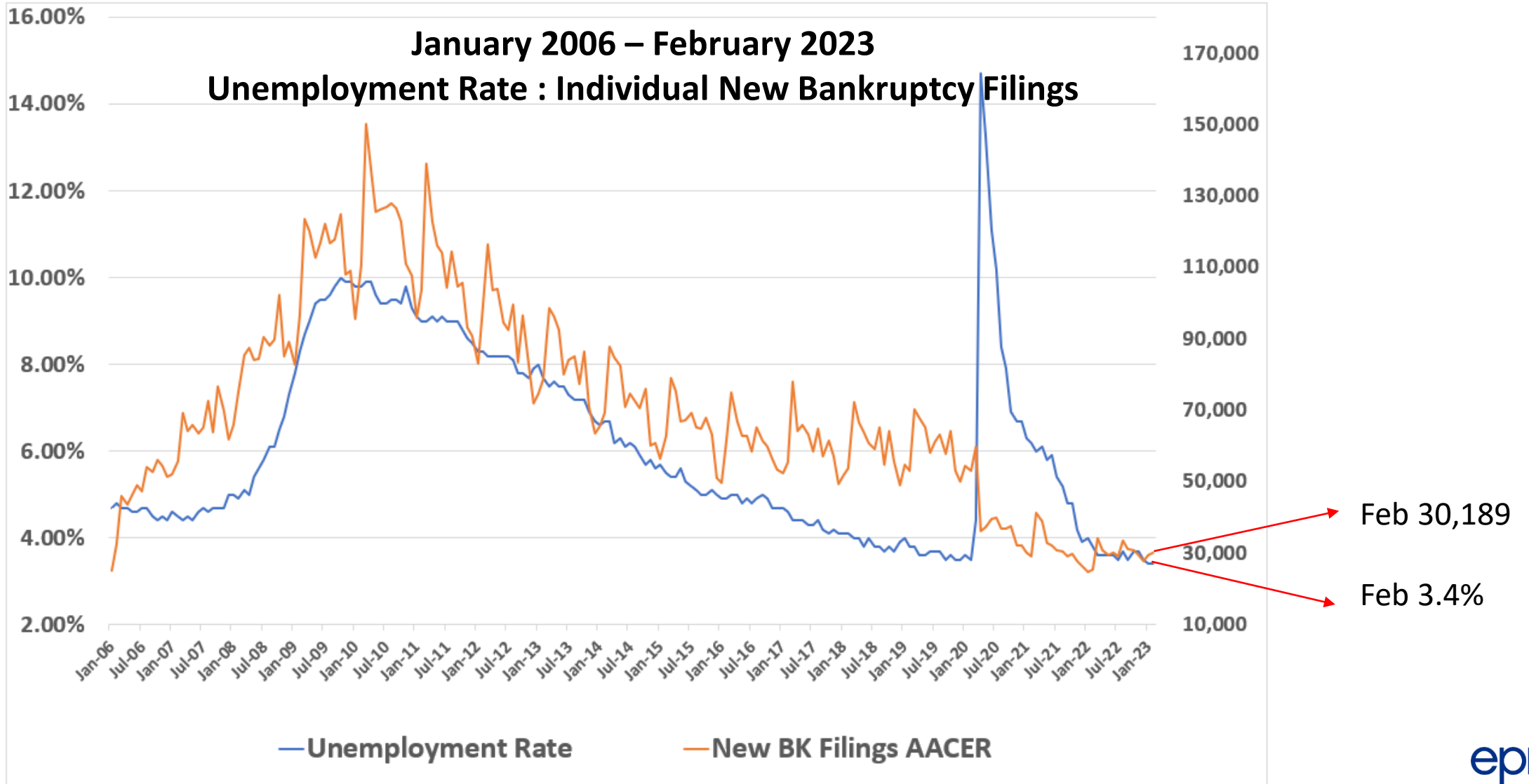
Bankruptcy Filings Market Trends

March 1, 2023

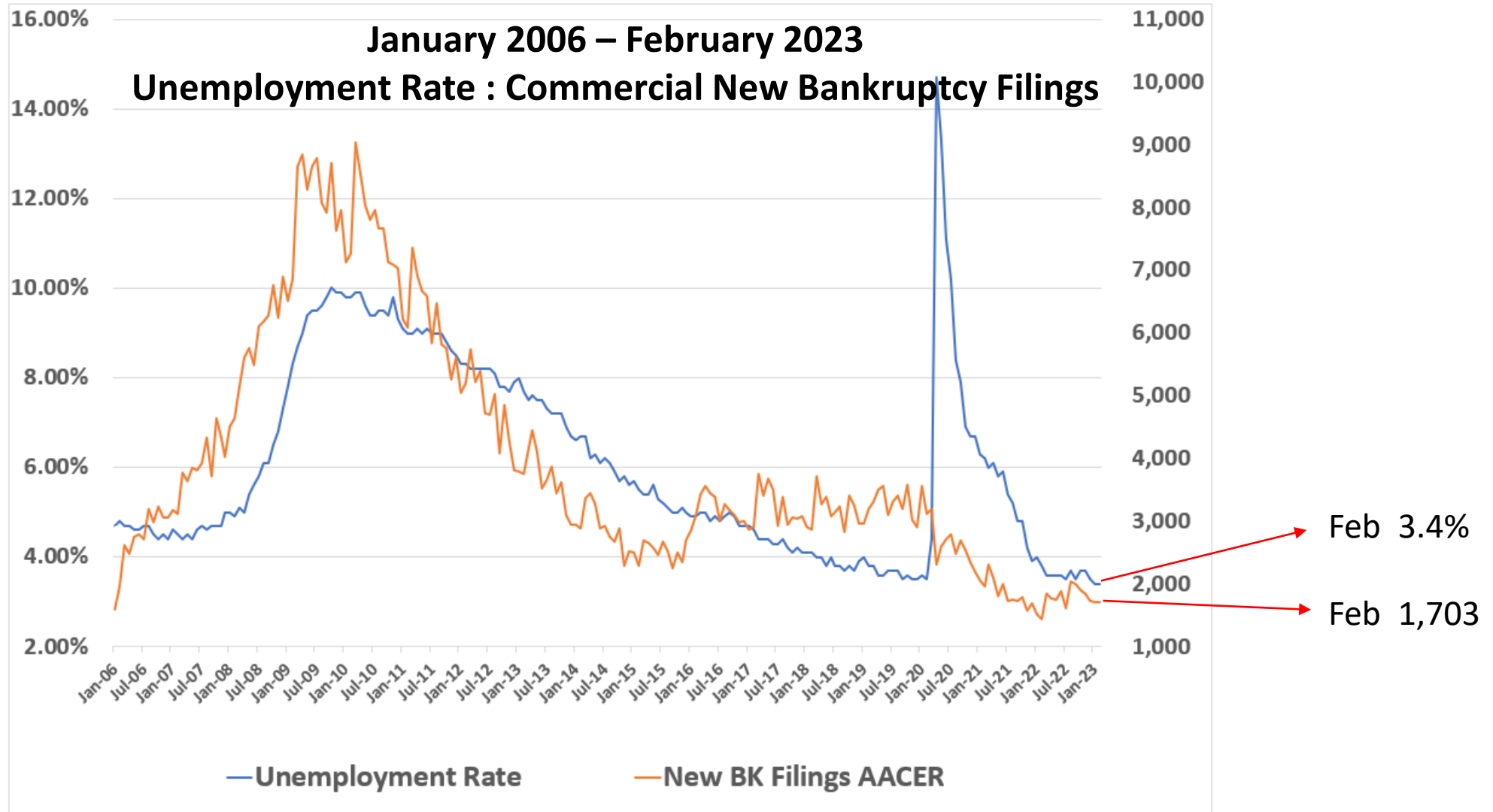
All Bankruptcy Filings vs Unemployment



Individual Bankruptcy Filings vs Unemployment



Commercial Bankruptcy Filings vs Unemployment



All Chapters New Monthly Filings (Feb vs. Jan)

Summary Periods Trends

Filings | Summary

Reset

Proceeding Type

Bankruptcy Adversary

Chapter

7 9 11 11(V)
12 13 15 All

Debtor Type

Individual Commercial

As of Date

3/1/2023

Period

WTD MTD YTD
LW LM LY

Variable

Filings

Measure

Count

Filings Count - Last Month

As of Date

Mar 01, 2023

1,306

Selected Period

Feb 01, 2023 to Feb 28, 2023

31,892

Prior Period

Jan 01, 2023 to Jan 31, 2023

31,163

Change from Prior Period

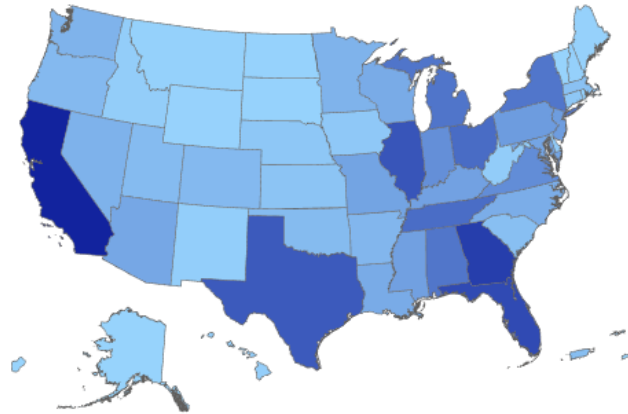
Feb 01, 2023 to Feb 28, 2023

2.3% ▲

Filings Count by State

View by Court

All

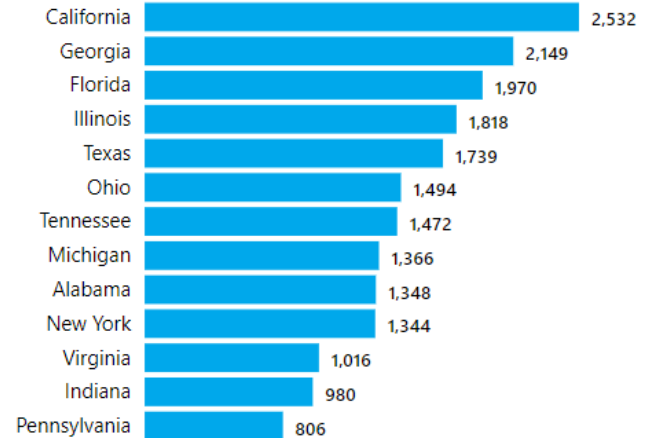


State: All

State Rank

by Selected Period

More options



Proceeding Type: Bankruptcy | Chapter: 7, 9, 11, 11(V), 12, 13, 15 | Debtor Type: Both | Variable: Filings | Measure: Count | Ranking: by Selected Period

All Individual Chapters New Monthly Filings (Feb vs. Jan)

Summary Periods Trends

Filings | Summary

Reset ↻

Proceeding Type

Bankruptcy Adversary

Chapter

7 9 11 11(V) 12 13 15 All

Debtor Type

Individual Commercial

As of Date

3/1/2023

Period

WTD MTD YTD LW LM LY

Variable

Filings

Measure

Count

Filings Count - Last Month

As of Date

Mar 01, 2023

1,237

Selected Period

Feb 01, 2023 to Feb 28, 2023

30,189

Prior Period

Jan 01, 2023 to Jan 31, 2023

29,449

Change from Prior Period

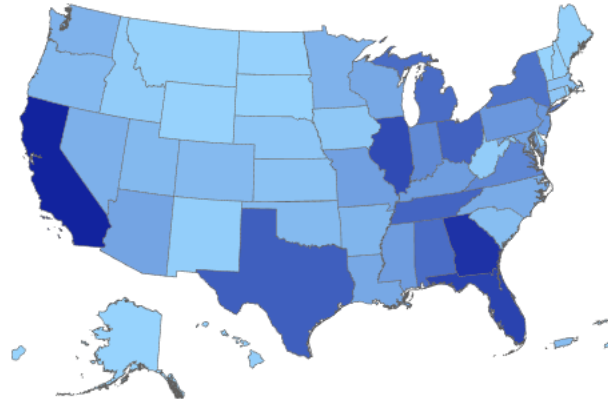
Feb 01, 2023 to Feb 28, 2023

2.5% ▲

Filings Count by State

View by Court

All

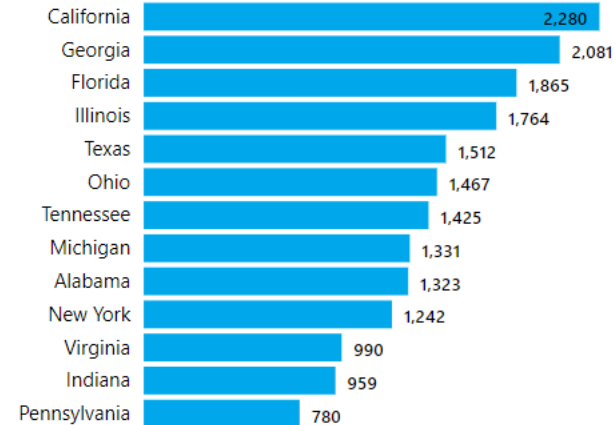


State: All

State Rank

by Selected Period

More options ***



Proceeding Type: Bankruptcy | Chapter: 7, 9, 11, 11(V), 12, 13, 15 | Debtor Type: Individual | Variable: Filings | Measure: Count | Ranking: by Selected Period

Individual Chapter 7 New Monthly Filings (Feb vs. Jan)

Summary | Periods | Trends Filings | Summary

Reset ↻

Proceeding Type

Chapter

Debtor Type

As of Date

Period

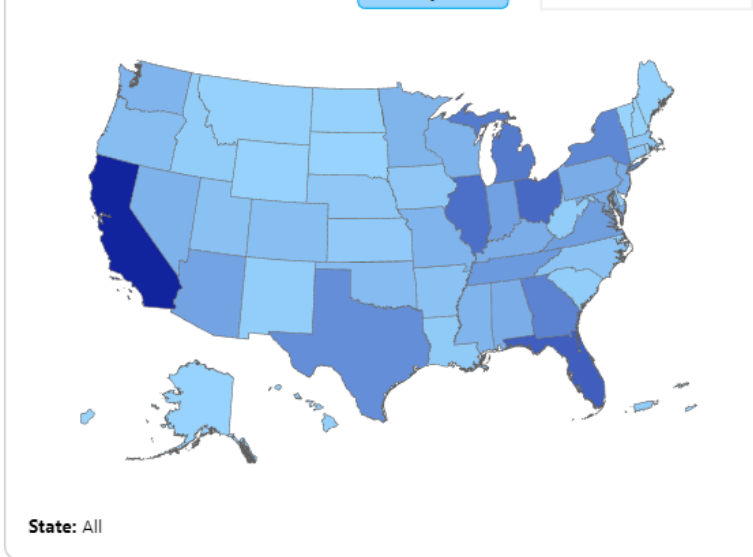
Variable

Measure

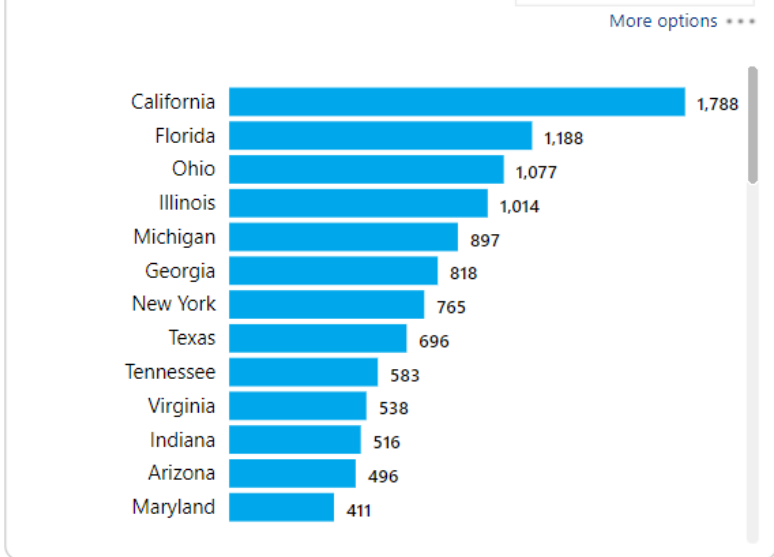
Filings Count - Last Month

As of Date	Selected Period	Prior Period	Change from Prior Period
Mar 01, 2023	Feb 01, 2023 to Feb 28, 2023	Jan 01, 2023 to Jan 31, 2023	Feb 01, 2023 to Feb 28, 2023
698	16,988	15,716	8.1% ▲

Filings Count by State

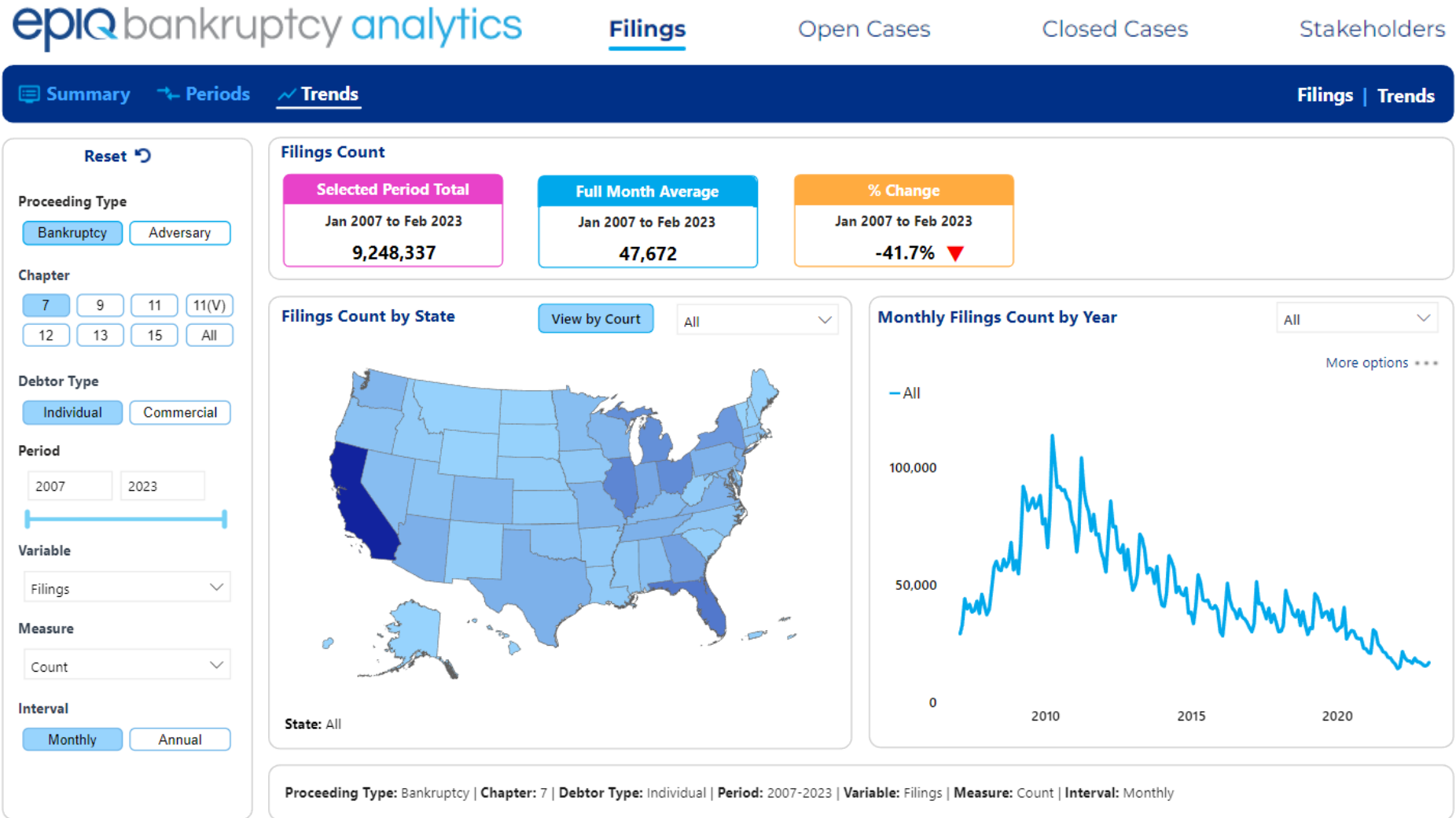


State Rank



Proceeding Type: Bankruptcy | Chapter: 7 | Debtor Type: Individual | Variable: Filings | Measure: Count | Ranking: by Selected Period

Individual Chapter 7 New Monthly Filings (2007 – Feb 2023)



Individual Chapter 7 Open Cases (Jan 2007 – Feb 2023)

Reset ↻

Proceeding Type

Chapter

Debtor Type

Period

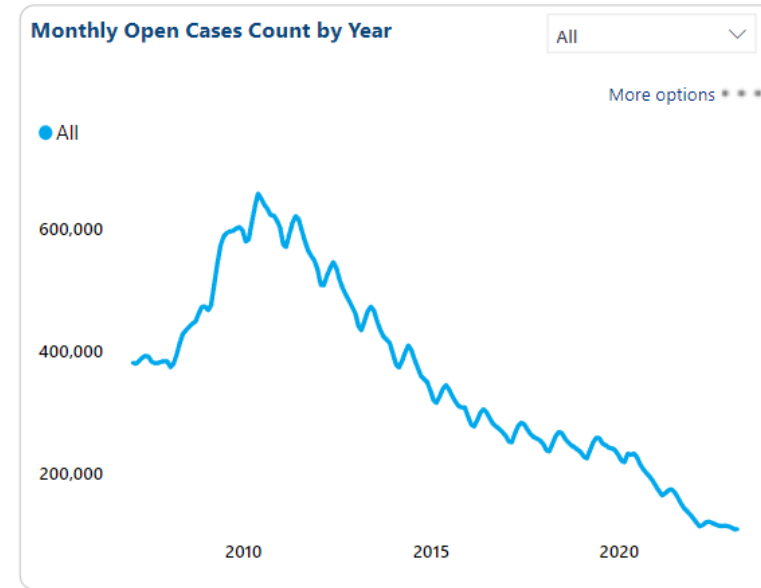
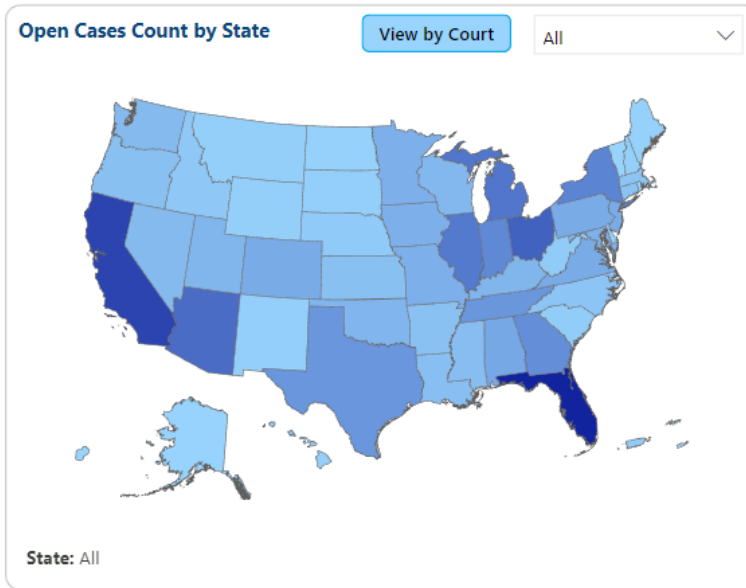
Variable

Measure

Interval

Open Cases Count

End of Selected Periods	Monthly Average	% Change
Jan 2007 to Feb 2023 108,102	Jan 2007 to Feb 2023 355,140	Jan 2007 to Feb 2023 -71.6% ▼



Proceeding Type: Bankruptcy | Chapter: 7 | Debtor Type: Individual | Period: 2007-2023 | Variable: Open Cases | Measure: Count | Interval: Monthly

Individual Chapter 13 New Monthly Filings (Feb vs. Jan)

epiq bankruptcy analytics Filings Open Cases Closed Cases Stakeholders

Summary Periods Trends Filings | Summary

Reset

Proceeding Type

Chapter

Debtor Type

As of Date

Period

Variable

Measure

Filings Count - Last Month

As of Date	Selected Period	Prior Period	Change from Prior Period
Mar 01, 2023 539	Feb 01, 2023 to Feb 28, 2023 13,149	Jan 01, 2023 to Jan 31, 2023 13,680	Feb 01, 2023 to Feb 28, 2023 -3.9% ▼

Filings Count by State View by Court

State: All

State Rank by Selected Period

More options ***

Georgia	1,261
Alabama	929
Tennessee	839
Texas	811
Illinois	748
Florida	673
California	484
New York	468
Louisiana	459
Virginia	451
Indiana	442
Michigan	434
Mississippi	398

Proceeding Type: Bankruptcy | Chapter: 13 | Debtor Type: Individual | Variable: Filings | Measure: Count | Ranking: by Selected Period

Individual Chapter 13 New Monthly Filings (2007 – Feb 2023)

Summary

Periods

Trends

Filings | Trends

Reset

Proceeding Type

Bankruptcy

Adversary

Chapter

7

9

11

11(V)

12

13

15

All

Debtor Type

Individual

Commercial

Period

2007

2023

Variable

Filings

Measure

Count

Interval

Monthly

Annual

Filings Count

Selected Period Total

Jan 2007 to Feb 2023

4,631,014

Full Month Average

Jan 2007 to Feb 2023

23,871

% Change

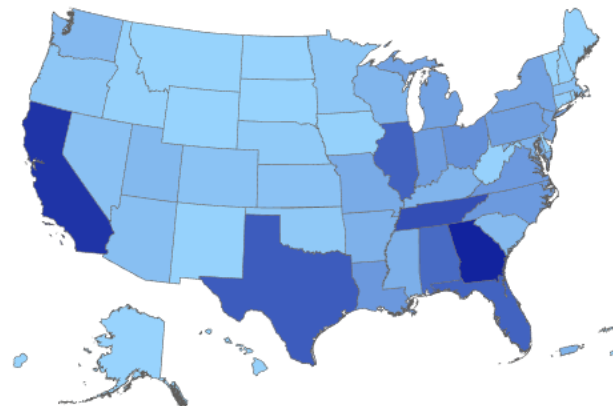
Jan 2007 to Feb 2023

-42.5% ▼

Filings Count by State

View by Court

All

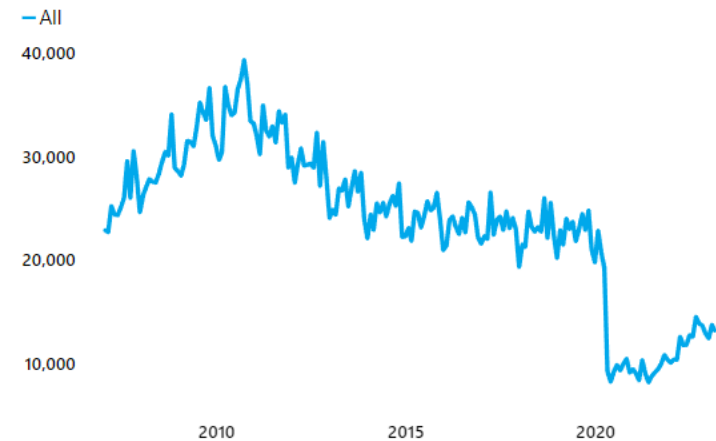


State: All

Monthly Filings Count by Year

All

More options ***



Proceeding Type: Bankruptcy | Chapter: 13 | Debtor Type: Individual | Period: 2007-2023 | Variable: Filings | Measure: Count | Interval: Monthly

Individual Chapter 13 Open Cases (Jan 2007 – Feb 2023)

Summary Periods Trends

Open Cases | Trends

Reset ↺

Proceeding Type

Bankruptcy Adversary

Chapter

7 9 11 11(V)
12 13 15 All

Debtor Type

Individual Commercial

Period

2007 2023

Variable

Open Cases

Measure

Count

Interval

Monthly Annual

Open Cases Count

End of Selected Periods

Jan 2007 to Feb 2023

509,280

Monthly Average

Jan 2007 to Feb 2023

808,568

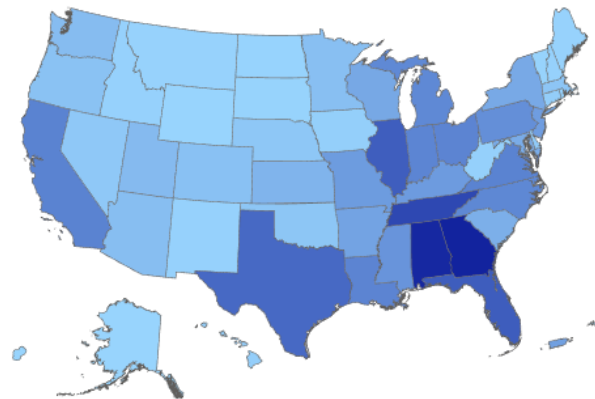
% Change

Jan 2007 to Feb 2023

-38.5% ▼

Open Cases Count by State

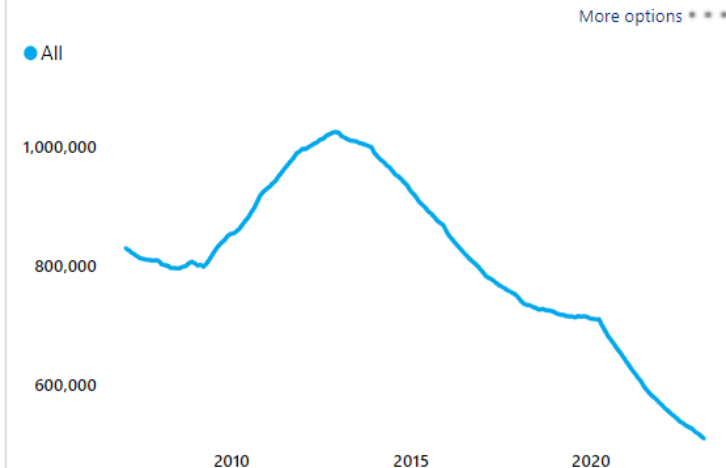
View by Court All



State: All

Monthly Open Cases Count by Year

All



Proceeding Type: Bankruptcy | Chapter: 13 | Debtor Type: Individual | Period: 2007-2023 | Variable: Open Cases | Measure: Count | Interval: Monthly

All Commercial New Monthly Filings (Feb vs. Jan)

Summary

Periods

Trends

Filings | Summary

Reset

Proceeding Type

Bankruptcy Adversary

Chapter

7 9 11 11(V)
12 13 15 All

Debtor Type

Individual Commercial

As of Date 3/1/2023

Period

WTD MTD YTD
LW LM LY

Variable

Filings

Measure

Count

Filings Count - Last Month

As of Date

Mar 01, 2023

69

Selected Period

Feb 01, 2023 to Feb 28, 2023

1,703

Prior Period

Jan 01, 2023 to Jan 31, 2023

1,714

Change from Prior Period

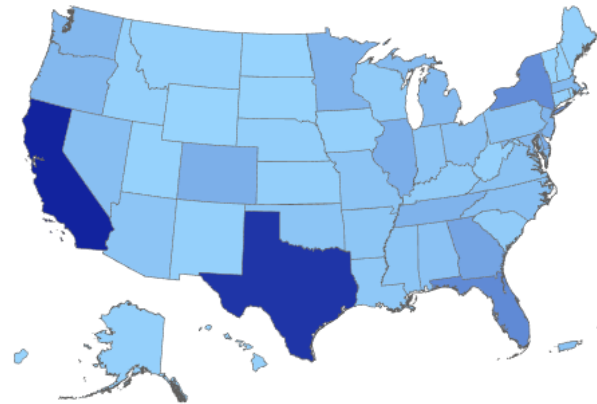
Feb 01, 2023 to Feb 28, 2023

-0.6% ▼

Filings Count by State

View by Court

All

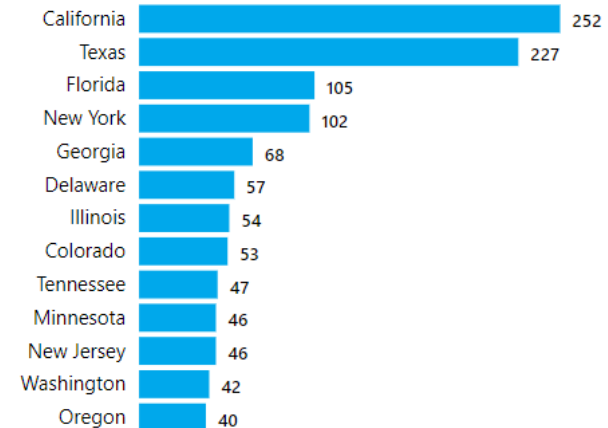


State: All

State Rank

by Selected Period

More options ***



Proceeding Type: Bankruptcy | Chapter: 7, 9, 11, 11(V), 12, 13, 15 | Debtor Type: Commercial | Variable: Filings | Measure: Count | Ranking: by Selected Period

Commercial Chapter 11 New Monthly Filings (2007 – Feb 2023)

Reset

Proceeding Type

Bankruptcy

Adversary

Chapter

7

9

11

11(V)

12

13

15

All

Debtor Type

Individual

Commercial

Period

2007

2023

Variable

Filings

Measure

Count

Interval

Monthly

Annual

Filings Count

Selected Period Total

Jan 2007 to Feb 2023

108,265

Full Month Average

Jan 2007 to Feb 2023

558

% Change

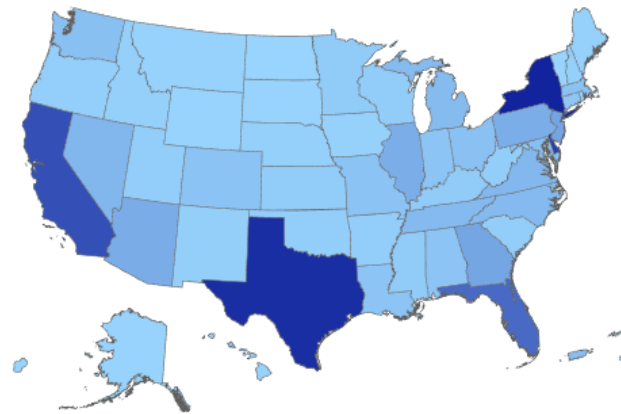
Jan 2007 to Feb 2023

-5.8% ▼

Filings Count by State

View by Court

All

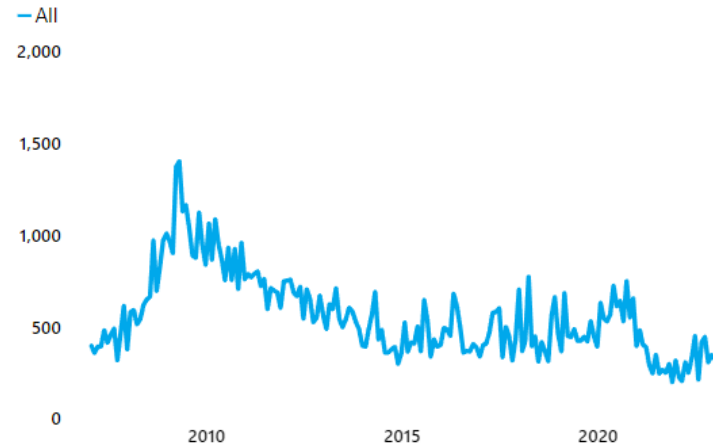


State: All

Monthly Filings Count by Year

All

More options



Proceeding Type: Bankruptcy | Chapter: 11, 11(V) | Debtor Type: Commercial | Period: 2007-2023 | Variable: Filings | Measure: Count | Interval: Monthly

Commercial Chapter 11 Open Cases (Jan 2007 – Feb 2023)

Reset ↻

Proceeding Type

Chapter

Debtor Type

Period

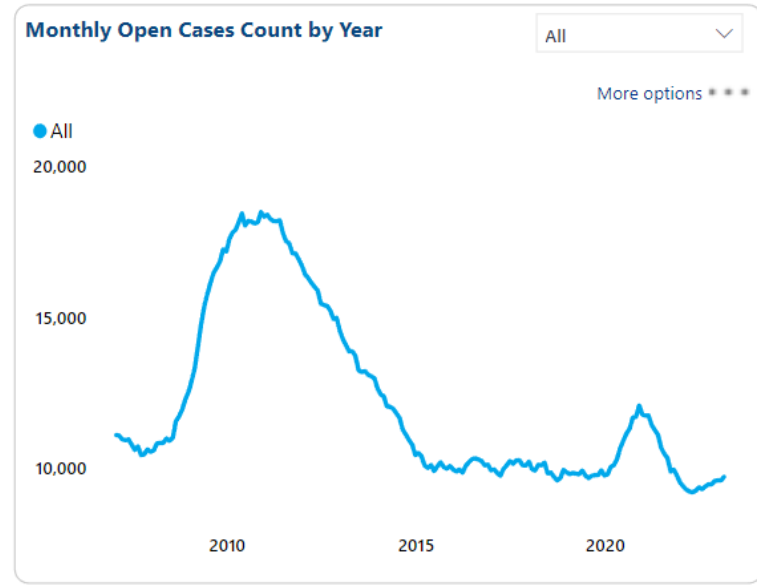
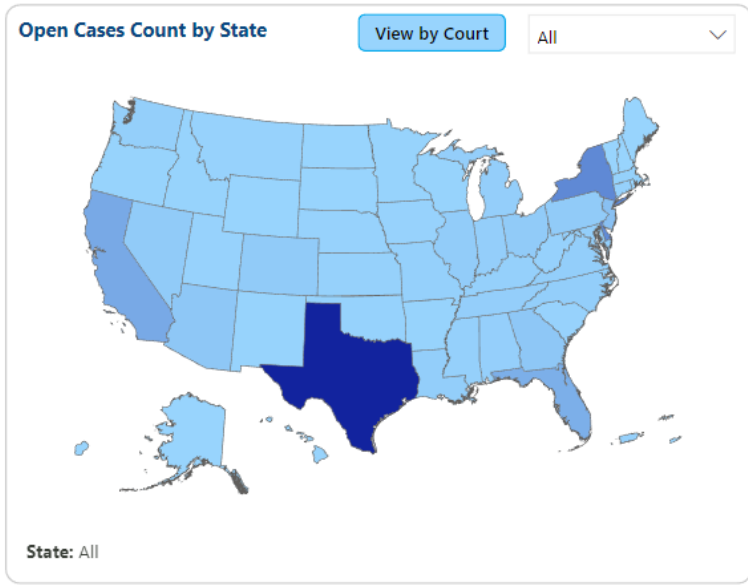
Variable

Measure

Interval

Open Cases Count

End of Selected Periods	Monthly Average	% Change
Jan 2007 to Feb 2023 9,707	Jan 2007 to Feb 2023 12,151	Jan 2007 to Feb 2023 -12.5% ▼



Proceeding Type: Bankruptcy | Chapter: 11, 11(V) | Debtor Type: Commercial | Period: 2007-2023 | Variable: Open Cases | Measure: Count | Interval: Monthly

Top All Chapter State Rankings by % Change

Summary | [Periods](#) | [Trends](#)
Filings | Summary

Reset ↻

Proceeding Type

Bankruptcy Adversary

Chapter

7 9 11 11(V)
12 13 15 All

Debtor Type

Individual Commercial

As of Date

Period

WTD MTD YTD
LW LM LY

Variable

Measure

Filings Count - Last Month

As of Date	Selected Period	Prior Period	Change from Prior Period
Mar 01, 2023	Feb 01, 2023 to Feb 28, 2023	Jan 01, 2023 to Jan 31, 2023	Feb 01, 2023 to Feb 28, 2023
1,306	31,892	31,163	2.3% ▲

Filings Count by State View by Court

State: All

State Rank by % Change ▾
More options ***

Guam	100.0%
Maine	60.7%
Montana	58.1%
New Mexico	26.1%
North Dakota	25.9%
Nebraska	21.3%
New Hampshire	20.9%
Vermont	20.0%
Hawaii	19.4%
Kansas	18.6%
Nevada	17.9%
Minnesota	13.8%
Alaska	13.3%

Proceeding Type: Bankruptcy | **Chapter:** 7, 9, 11, 11(V), 12, 13, 15 | **Debtor Type:** Both | **Variable:** Filings | **Measure:** Count | **Ranking:** by % Change

Top All Chapter Court Rankings by % Change

Summary
Filings | Summary

Reset ↺

Proceeding Type

Bankruptcy Adversary

Chapter

7 9 11 11(V)
12 13 15 All

Debtor Type

Individual Commercial

As of Date 3/1/2023

Period

WTD MTD YTD
LW LM LY

Variable

Filings

Measure

Count

Filings Count - Last Month

As of Date	Selected Period	Prior Period	Change from Prior Period
Mar 01, 2023	Feb 01, 2023 to Feb 28, 2023	Jan 01, 2023 to Jan 31, 2023	Feb 01, 2023 to Feb 28, 2023
1,306	31,892	31,163	2.3% ▲

Filings Count by Court View by State All

Court: All

Court Rank by % Change

More options ***

Guam	100.0%
Maine	60.7%
Montana	58.1%
West Virginia Northern	45.2%
New Mexico	26.1%
North Dakota	25.9%
Wisconsin Western	24.2%
Nebraska	21.3%
Mississippi Southern	21.3%
New Hampshire	20.9%
Vermont	20.0%
Hawaii	19.4%
Kansas	18.6%
Nevada	17.9%

Proceeding Type: Bankruptcy | **Chapter:** 7, 9, 11, 11(V), 12, 13, 15 | **Debtor Type:** Both | **Variable:** Filings | **Measure:** Count | **Ranking:** by % Change

Top Chapter 7 State Rankings by % Change

Summary | Periods | Trends
Filings | Summary

Reset ↺

Proceeding Type

Bankruptcy Adversary

Chapter

7 9 11 11(V)
12 13 15 All

Debtor Type

Individual Commercial

As of Date 3/1/2023

Period

WTD MTD YTD
LW LM LY

Variable

Filings

Measure

Count

Filings Count - Last Month

As of Date	Selected Period	Prior Period	Change from Prior Period
Mar 01, 2023	Feb 01, 2023 to Feb 28, 2023	Jan 01, 2023 to Jan 31, 2023	Feb 01, 2023 to Feb 28, 2023
734	17,896	16,611	7.7% ▲

Filings Count by State

View by Court All

State: All

State Rank

by % Change More options ***

Maine	94.7%
North Dakota	55.0%
Wyoming	40.0%
Mississippi	37.1%
Indiana	35.7%
Montana	34.6%
Arkansas	28.1%
Nebraska	27.4%
New Mexico	27.3%
South Carolina	24.3%
Minnesota	21.3%
Alaska	20.0%
Washington	20.0%

Proceeding Type: Bankruptcy | **Chapter:** 7 | **Debtor Type:** Both | **Variable:** Filings | **Measure:** Count | **Ranking:** by % Change

Top Chapter 7 Court Rankings by % Change

Summary | Periods | Trends
Filings | Summary

Reset ↺

Proceeding Type

Bankruptcy Adversary

Chapter

7 9 11 11(V)
12 13 15 All

Debtor Type

Individual Commercial

As of Date 3/1/2023

Period

WTD MTD YTD
LW LM LY

Variable

Filings

Measure

Count

Filings Count - Last Month

As of Date	Selected Period	Prior Period	Change from Prior Period
Mar 01, 2023	Feb 01, 2023 to Feb 28, 2023	Jan 01, 2023 to Jan 31, 2023	Feb 01, 2023 to Feb 28, 2023
734	17,896	16,611	7.7% ▲

Filings Count by Court View by State All

Court: All

Court Rank by % Change More options

Maine		94.7%
Georgia Middle		68.9%
West Virginia Northern		55.2%
North Dakota		55.0%
Indiana Northern		52.4%
North Carolina Eastern		51.9%
Arkansas Western		40.0%
Wyoming		40.0%
Mississippi Southern		39.8%
Louisiana Western		38.3%
Montana		34.6%
Washington Eastern		33.3%
Mississippi Northern		31.6%
Tennessee Middle		29.6%

Proceeding Type: Bankruptcy | **Chapter:** 7 | **Debtor Type:** Both | **Variable:** Filings | **Measure:** Count | **Ranking:** by % Change

Top Chapter 13 State Rankings by % Change

Summary | Periods | Trends Filings | Summary

Reset ↺

Proceeding Type

Bankruptcy Adversary

Chapter

7 9 11 11(V)
12 13 15 All

Debtor Type

Individual Commercial

As of Date 3/1/2023

Period

WTD MTD YTD
LW LM LY

Variable

Filings

Measure

Count

Filings Count - Last Month

As of Date	Selected Period	Prior Period	Change from Prior Period
Mar 01, 2023	Feb 01, 2023 to Feb 28, 2023	Jan 01, 2023 to Jan 31, 2023	Feb 01, 2023 to Feb 28, 2023
557	13,552	14,111	-4.0% ▼

Filings Count by State View by Court All

State: All

State Rank by % Change More options

Montana	225.0%
New Hampshire	145.5%
Idaho	66.7%
Vermont	66.7%
Nevada	36.1%
Oklahoma	31.0%
Rhode Island	29.4%
South Dakota	27.3%
New Mexico	21.4%
Hawaii	20.0%
Puerto Rico	19.9%
Colorado	17.9%
Kansas	16.2%

Proceeding Type: Bankruptcy | **Chapter:** 13 | **Debtor Type:** Both | **Variable:** Filings | **Measure:** Count | **Ranking:** by % Change

Top Chapter 13 Court Rankings by % Change

Summary [← Periods](#) [↗ Trends](#)
Filings | Summary

Reset ↻

Proceeding Type

Bankruptcy Adversary

Chapter

7 9 11 11(V)
12 13 15 All

Debtor Type

Individual Commercial

As of Date 3/1/2023

Period

WTD MTD YTD
LW LM LY

Variable

Filings

Measure

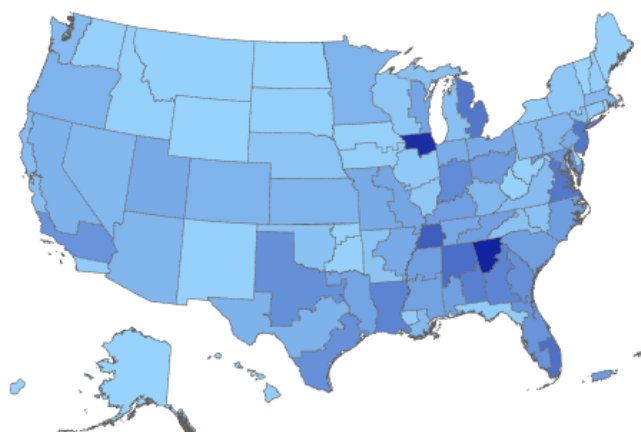
Count

Filings Count - Last Month

As of Date	Selected Period	Prior Period	Change from Prior Period
Mar 01, 2023	Feb 01, 2023 to Feb 28, 2023	Jan 01, 2023 to Jan 31, 2023	Feb 01, 2023 to Feb 28, 2023
557	13,552	14,111	-4.0% ▼

Filings Count by Court

View by State All



Court Rank by % Change More options ***

Montana	225.0%
New Hampshire	145.5%
Oklahoma Eastern	71.4%
Idaho	66.7%
Vermont	66.7%
Oklahoma Western	36.5%
Nevada	36.1%
Rhode Island	29.4%
Wisconsin Western	28.6%
South Dakota	27.3%
Texas Southern	22.1%
New Mexico	21.4%
Hawaii	20.0%
Puerto Rico	19.9%

Proceeding Type: Bankruptcy | **Chapter:** 13 | **Debtor Type:** Both | **Variable:** Filings | **Measure:** Count | **Ranking:** by % Change

Top Chapter 11 State Rankings by % Change

Summary [Periods](#) [Trends](#)
Filings | Summary

Reset ↻

Proceeding Type

Bankruptcy Adversary

Chapter

7 9 11 11(V)

12 13 15 All

Debtor Type

Individual Commercial

As of Date 3/1/2023

Period

WTD MTD YTD

LW LM LY

Variable

Filings

Measure

Count

Filings Count - Last Month

As of Date	Selected Period	Prior Period	Change from Prior Period
Mar 01, 2023	Feb 01, 2023 to Feb 28, 2023	Jan 01, 2023 to Jan 31, 2023	Feb 01, 2023 to Feb 28, 2023
13	374	376	-0.5% ▼

Filings Count by State View by Court All

State: All

State Rank by % Change More options

Maryland	350.0%
North Carolina	300.0%
Colorado	200.0%
Nevada	166.7%
Tennessee	125.0%
Florida	100.0%
New Jersey	66.7%
Puerto Rico	66.7%
Georgia	57.1%
Indiana	50.0%
Pennsylvania	50.0%
Virginia	33.3%
Delaware	6.3%

Proceeding Type: Bankruptcy | **Chapter:** 11, 11(V) | **Debtor Type:** Commercial | **Variable:** Filings | **Measure:** Count | **Ranking:** by % Change

Top Chapter 11 Court Rankings by % Change

Reset

Proceeding Type

Chapter

Debtor Type

As of Date

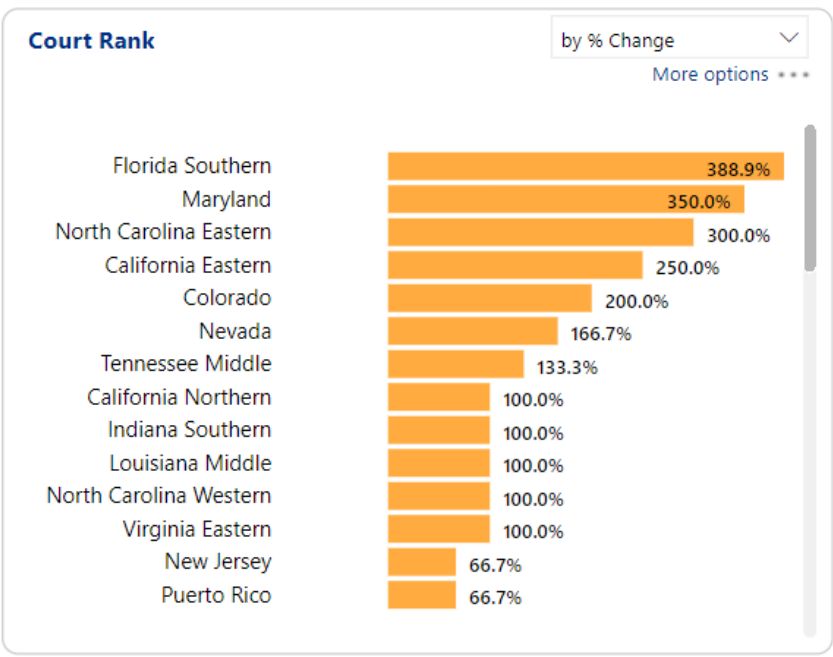
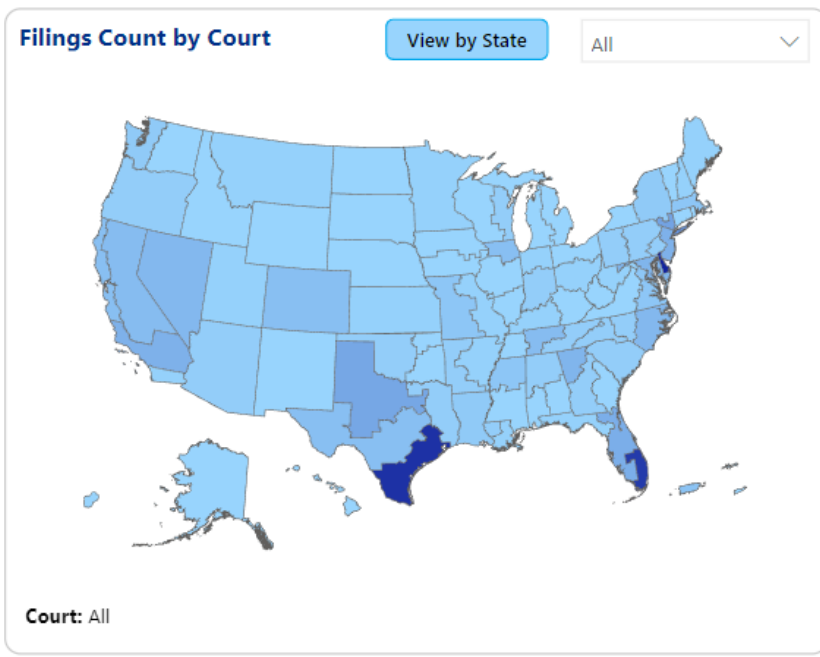
Period

Variable

Measure

Filings Count - Last Month

As of Date Mar 01, 2023 13	Selected Period Feb 01, 2023 to Feb 28, 2023 374	Prior Period Jan 01, 2023 to Jan 31, 2023 376	Change from Prior Period Feb 01, 2023 to Feb 28, 2023 -0.5% ▼
--	--	---	---



Proceeding Type: Bankruptcy | Chapter: 11, 11(V) | Debtor Type: Commercial | Variable: Filings | Measure: Count | Ranking: by % Change

All Chapters 2023 Top New Filings - Attorneys

Summary

Attorney / Firm

Stakeholders | Summary

Reset

Stakeholder Type

Attorney

Stakeholder Name

All

Stakeholder - Not Specified

Exclude

Include

Proceeding Type

Bankruptcy

Adversary

Chapter

7

9

11

11(V)

12

13

15

All

Debtor Type

Individual

Commercial

Period

1/1/2023

3/1/2023

Variable

Filings

Measure

Count

Period : Jan 01, 2023 to Mar 01, 2023

Total Cases

64,360

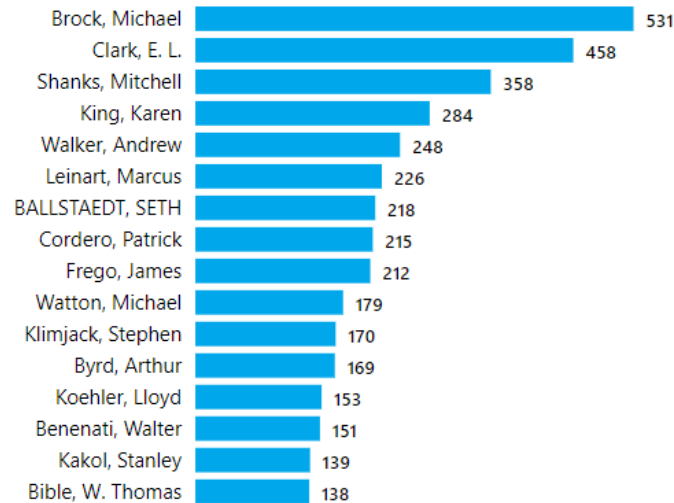
Distinct Stakeholder Names

12,483

Average Cases

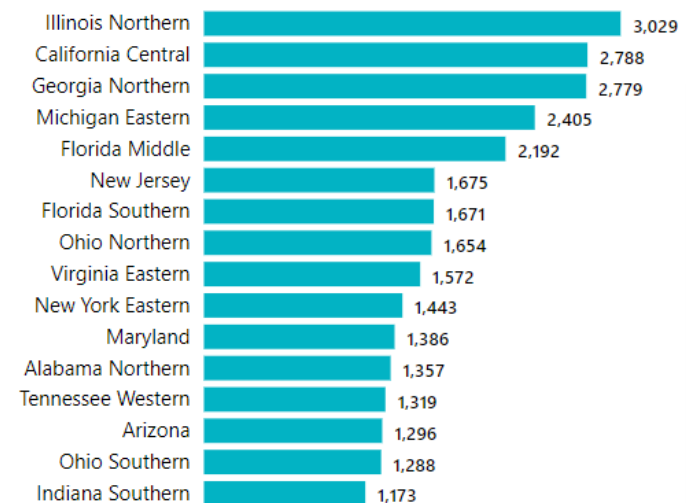
5

Filings Count by Stakeholder



Court Rank

View by Court



Type: Attorney | Not Specified: Include | Name: All | Period: Jan 01, 2023 to Mar 01, 2023 | Variable: Filings | Measure: Count



The AACER Difference