



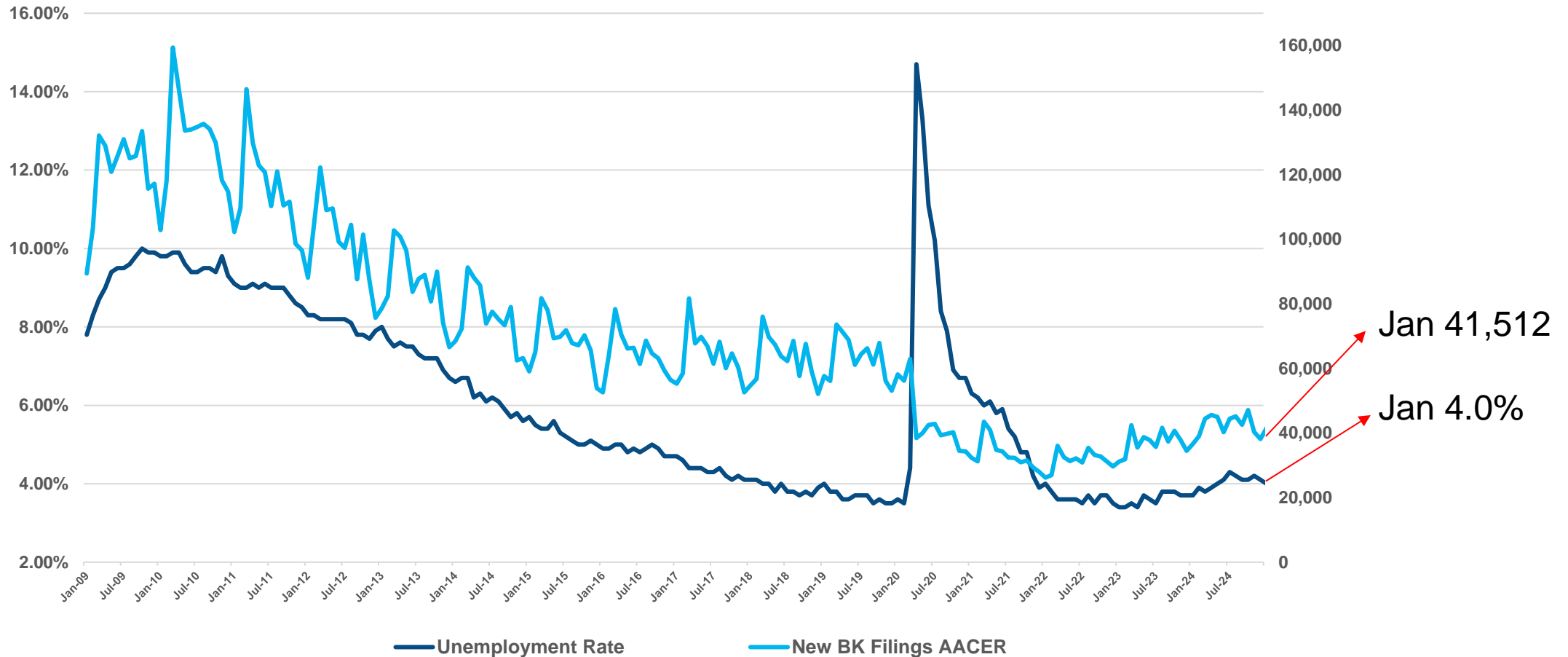
# Bankruptcy Market Trends

February 1, 2025



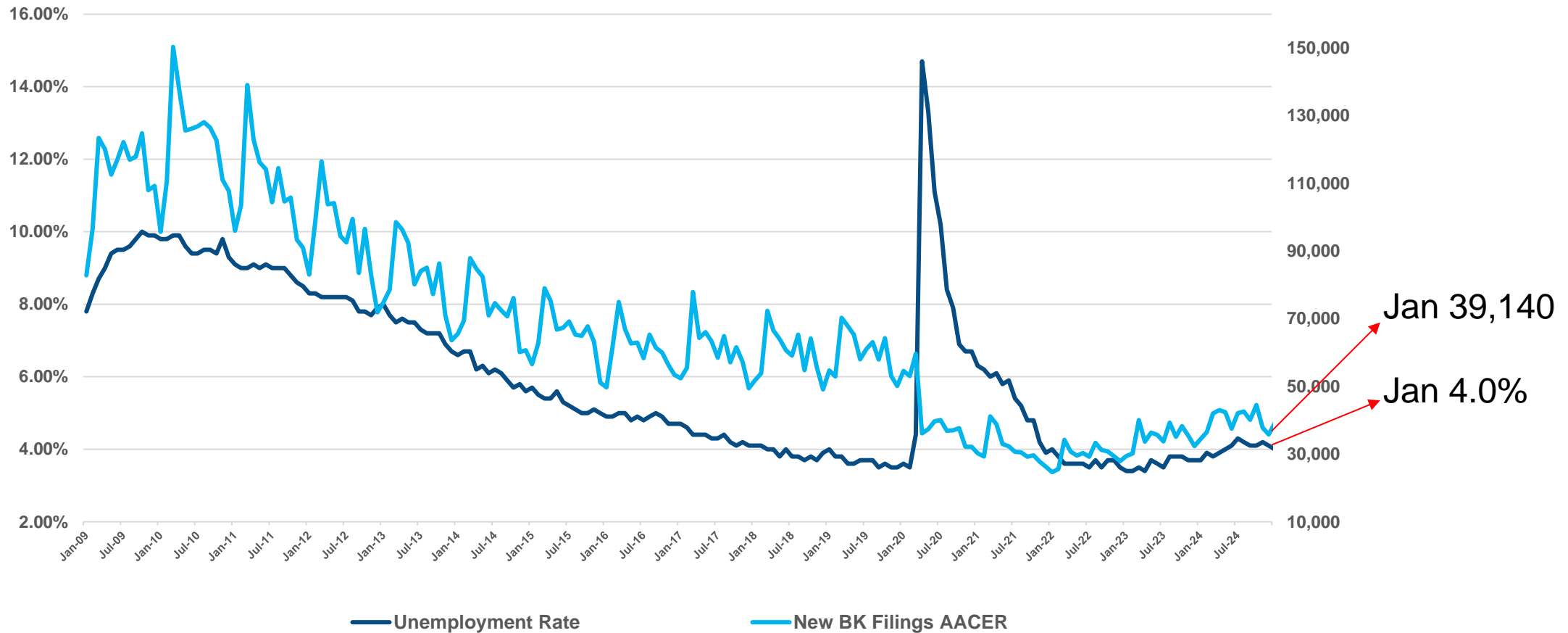
# All Bankruptcy New Filings vs Unemployment

## January 2009 – January 2025 Unemployment Rate : All New Bankruptcy Filings



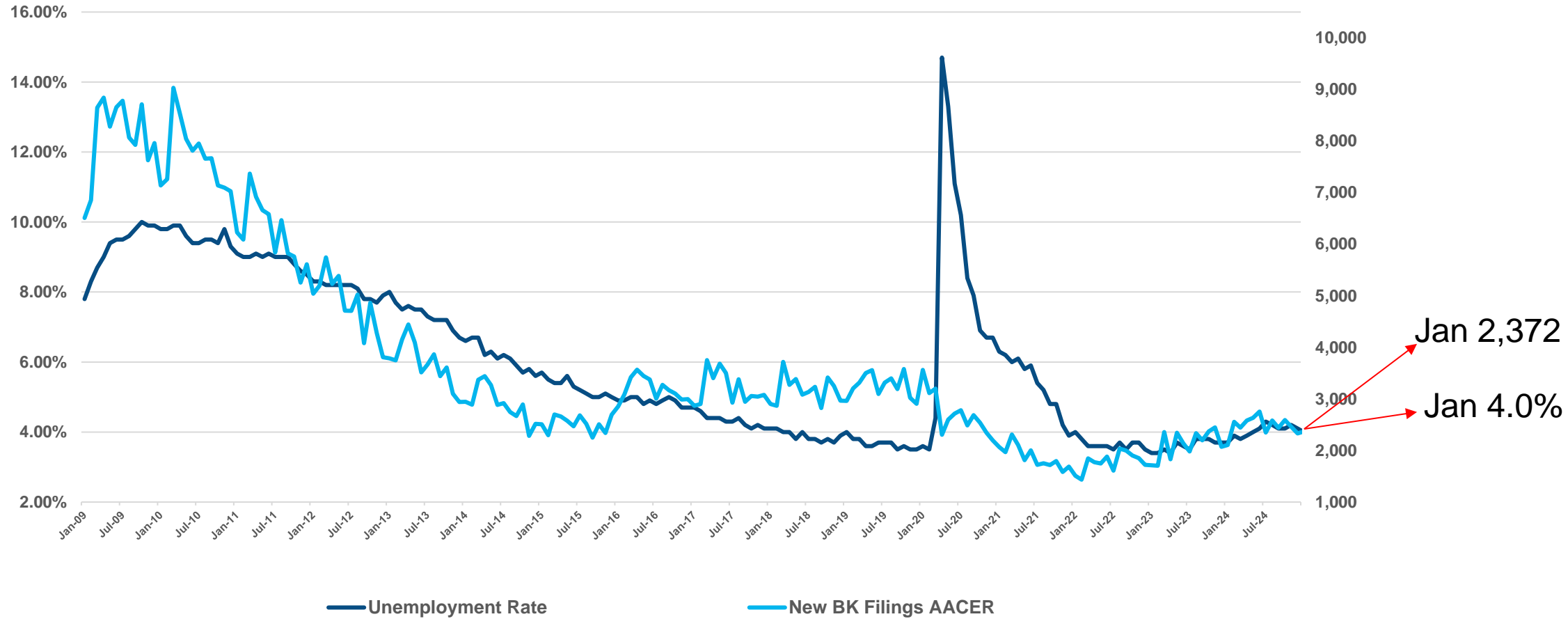
# Individual Bankruptcy New Filings vs Unemployment

## January 2009 – January 2025 Unemployment Rate : Individual New Bankruptcy Filings



# Commercial Bankruptcy New Filings vs Unemployment

## January 2009 – January 2025 Unemployment Rate : Commercial New Bankruptcy Filings



# All Chapters New Monthly Filings (Jan vs Dec)

Reset ↻

Proceeding Type

Bankruptcy Adversary

Chapter

7 9 11 11(V)  
12 13 15 All

Debtor Type

Individual Commercial

As of Date

2/1/2025

Period

WTD MTD YTD  
LW LM LY

Variable

Filings

Measure

Count

### Filings Count - Last Month

As of Date

Feb 01, 2025

209

Selected Period

Jan 01, 2025 to Jan 31, 2025

41,512

Prior Period

Dec 01, 2024 to Dec 31, 2024

38,130

Change from Prior Period

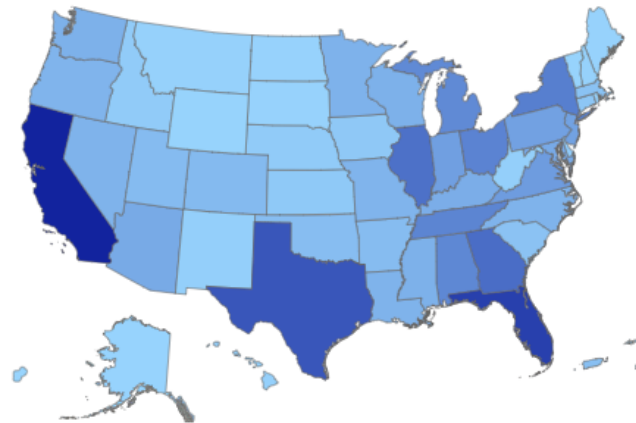
Jan 01, 2025 to Jan 31, 2025

8.9% ▲

### Filings Count by State

View by Court

All

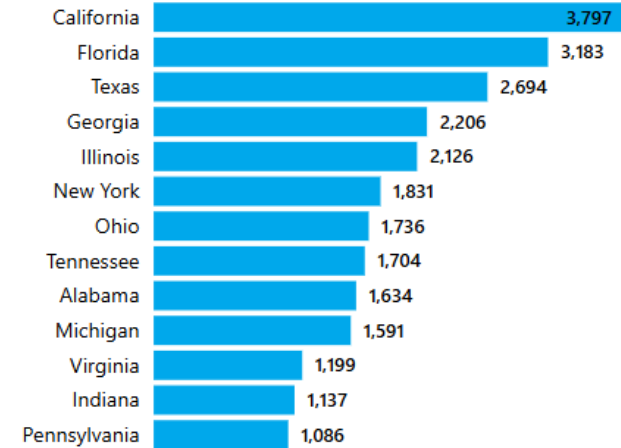


State: All

### State Rank

by Selected Period

More options \*\*\*



Proceeding Type: Bankruptcy | Chapter: 7, 9, 11, 11(V), 12, 13, 15 | Debtor Type: Both | Variable: Filings | Measure: Count | Ranking: by Selected Period

# All Individual Chapters New Monthly Filings (Jan vs Dec)

Summary Periods Trends

Filings | Summary

Reset

Proceeding Type

Bankruptcy Adversary

Chapter

7 9 11 11(V)  
12 13 15 All

Debtor Type

Individual Commercial

As of Date

2/1/2025

Period

WTD MTD YTD  
LW LM LY

Variable

Filings

Measure

Count

Filings Count - Last Month

As of Date

Feb 01, 2025

198

Selected Period

Jan 01, 2025 to Jan 31, 2025

39,140

Prior Period

Dec 01, 2024 to Dec 31, 2024

35,790

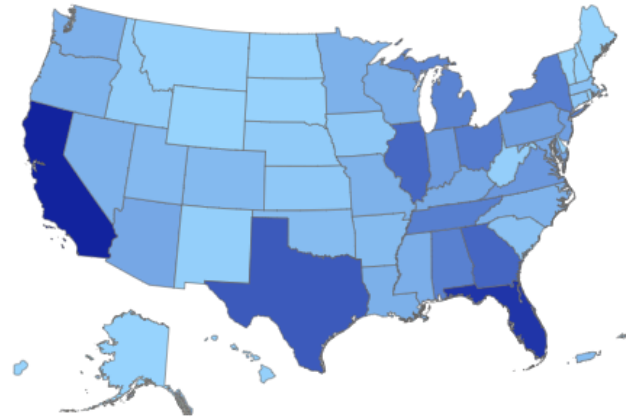
Change from Prior Period

Jan 01, 2025 to Jan 31, 2025

9.4% ▲

Filings Count by State

View by Court All

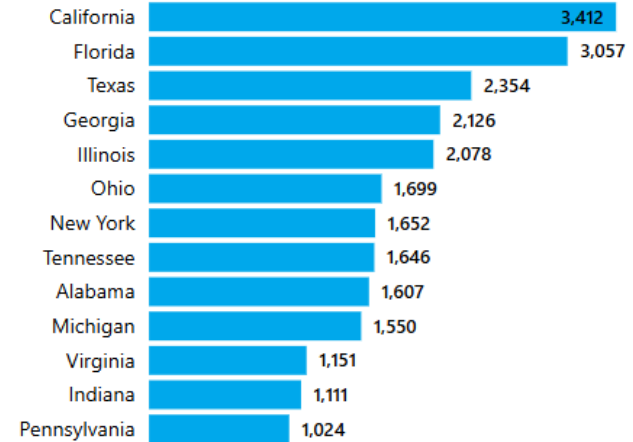


State: All

State Rank

by Selected Period

More options



Proceeding Type: Bankruptcy | Chapter: 7, 9, 11, 11(V), 12, 13, 15 | Debtor Type: Individual | Variable: Filings | Measure: Count | Ranking: by Selected Period



# Individual Chapter 7 New Monthly Filings (Jan vs Dec)

Summary Periods Trends

Filings | Summary

Reset

Proceeding Type

Bankruptcy Adversary

Chapter

7 9 11 11(V)  
12 13 15 All

Debtor Type

Individual Commercial

As of Date

2/1/2025

Period

WTD MTD YTD  
LW LM LY

Variable

Filings

Measure

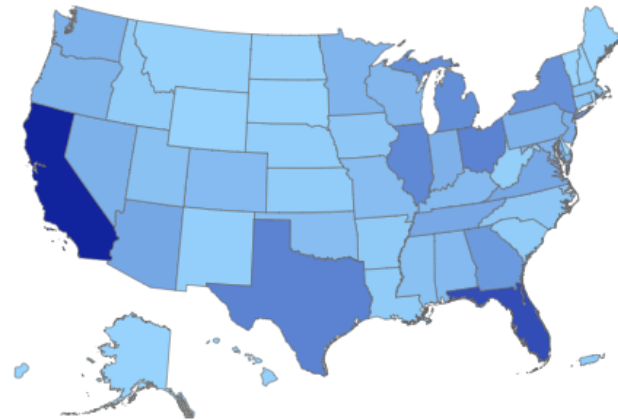
Count

Filings Count - Last Month

As of Date	Selected Period	Prior Period	Change from Prior Period
Feb 01, 2025	Jan 01, 2025 to Jan 31, 2025	Dec 01, 2024 to Dec 31, 2024	Jan 01, 2025 to Jan 31, 2025
98	22,944	21,920	4.7% ▲

Filings Count by State

View by Court All

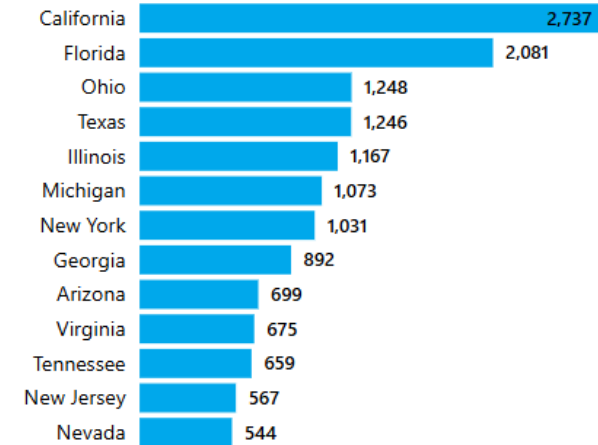


State: All

State Rank

by Selected Period

More options



Proceeding Type: Bankruptcy | Chapter: 7 | Debtor Type: Individual | Variable: Filings | Measure: Count | Ranking: by Selected Period

# Individual Chapter 7 New Monthly Filings (2007 – Jan 2025)

Reset ↺

Proceeding Type

Bankruptcy Adversary

Chapter

7 9 11 11(V)  
12 13 15 All

Debtor Type

Individual Commercial

Period

2007 2025

Variable

Filings

Measure

Count

Interval

Monthly Annual

Filings Count

Selected Period Total

Jan 2007 to Jan 2025

9,770,419

Full Month Average

Jan 2007 to Jan 2025

45,025

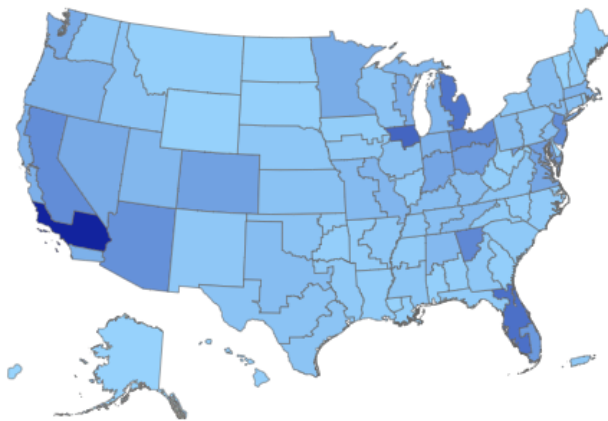
% Change

Jan 2007 to Jan 2025

-21.2% ▼

Filings Count by Court

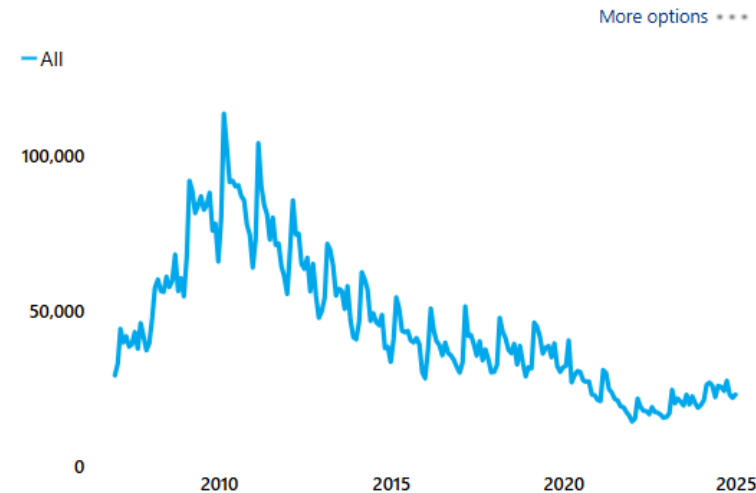
View by State All



Court: All

Monthly Filings Count by Year

All



Proceeding Type: Bankruptcy | Chapter: 7 | Debtor Type: Individual | Period: 2007-2025 | Variable: Filings | Measure: Count | Interval: Monthly



# Individual Chapter 7 Open Cases (2007 – Jan 2025)

Reset ↻

Proceeding Type

Bankruptcy Adversary

Chapter

7 9 11 11(V)  
12 13 15 All

Debtor Type

Individual Commercial

Period

2007 2025

Variable

Open Cases

Measure

Count

Interval

Monthly Annual

Open Cases Count

End of Selected Periods

Jan 2007 to Jan 2025

138,142

Monthly Average

Jan 2007 to Jan 2025

331,417

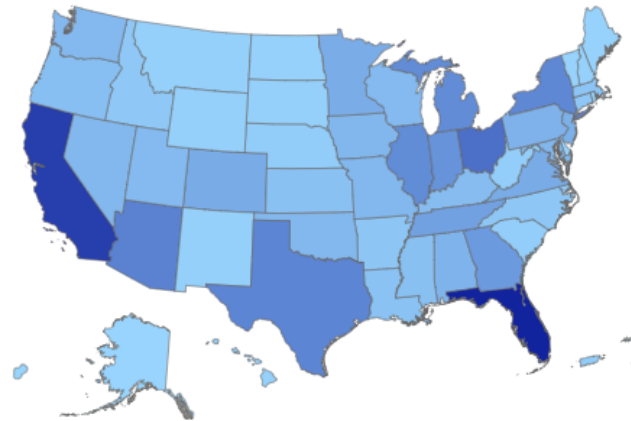
% Change

Jan 2007 to Jan 2025

-63.7% ▼

Open Cases Count by State

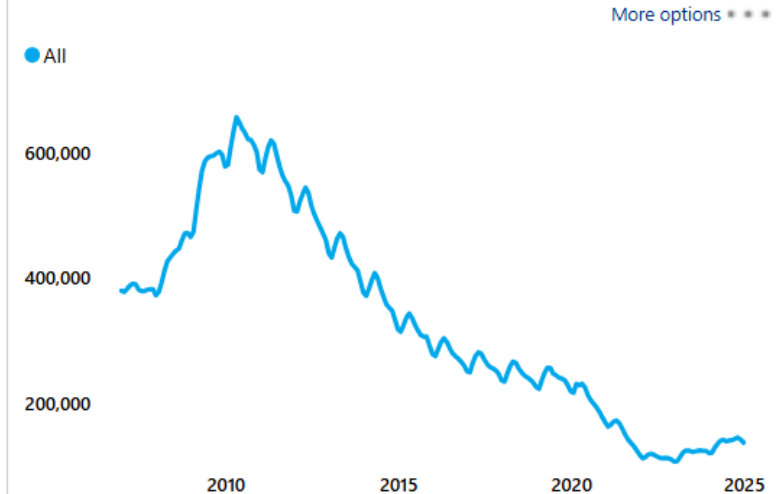
View by Court All



State: All

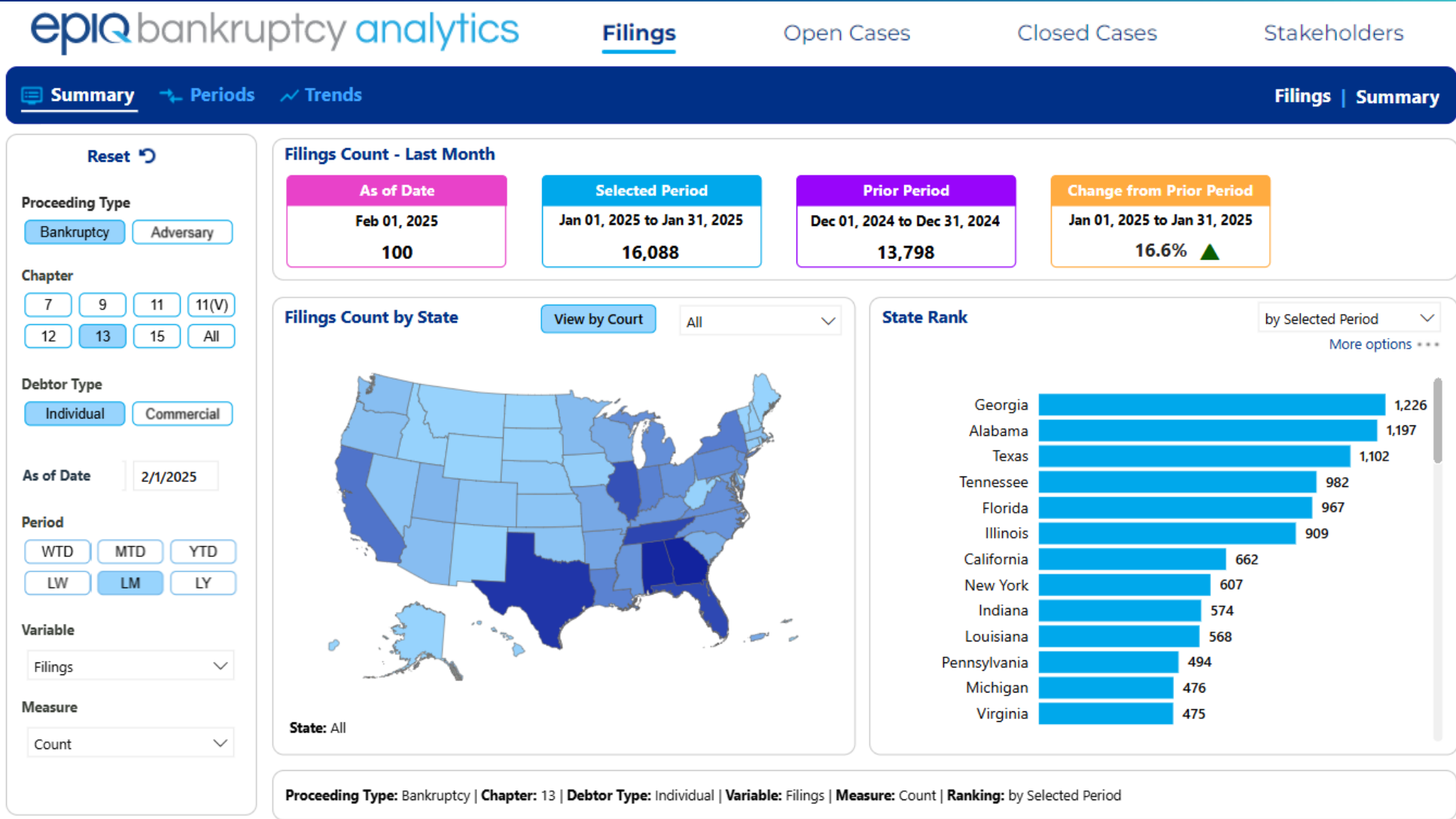
Monthly Open Cases Count by Year

All



Proceeding Type: Bankruptcy | Chapter: 7 | Debtor Type: Individual | Period: 2007-2025 | Variable: Open Cases | Measure: Count | Interval: Monthly

# Individual Chapter 13 New Monthly Filings (Jan vs Dec)



# Individual Chapter 13 New Monthly Filings (2007 – Jan 2025)

Summary

Periods

Trends

Filings | Trends

Reset

Proceeding Type

Bankruptcy

Adversary

Chapter

7

9

11

11(V)

12

13

15

All

Debtor Type

Individual

Commercial

Period

2007

2025

Variable

Filings

Measure

Count

Interval

Monthly

Annual

Filings Count

Selected Period Total

Jan 2007 to Jan 2025

4,985,074

Full Month Average

Jan 2007 to Jan 2025

22,973

% Change

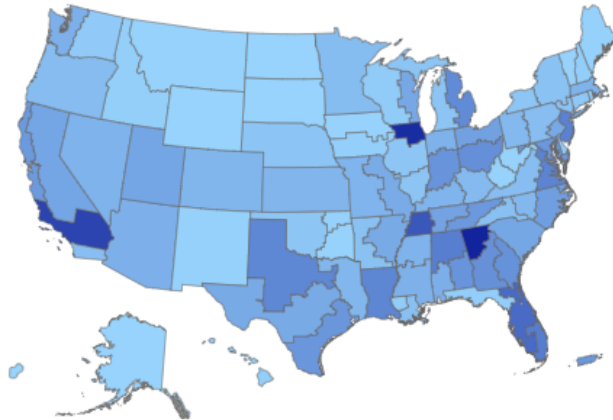
Jan 2007 to Jan 2025

-29.6% ▼

Filings Count by Court

View by State

All

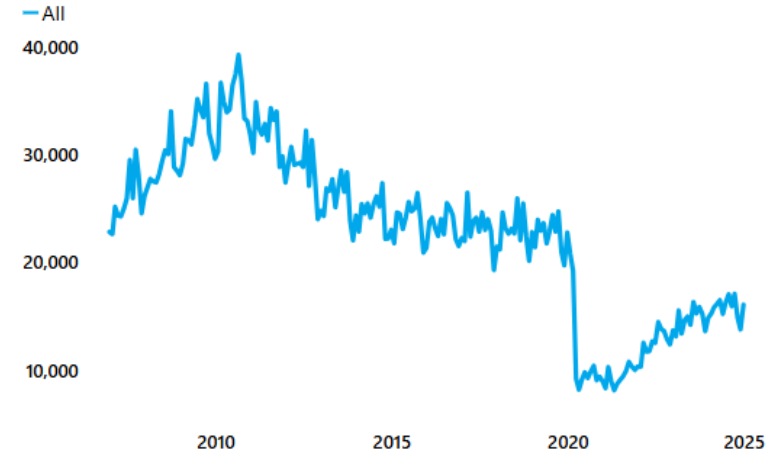


Court: All

Monthly Filings Count by Year

All

More options



Proceeding Type: Bankruptcy | Chapter: 13 | Debtor Type: Individual | Period: 2007-2025 | Variable: Filings | Measure: Count | Interval: Monthly

# Individual Chapter 13 Open Cases (2007 – Jan 2025)

Reset ↻

Proceeding Type

Bankruptcy

Adversary

Chapter

7

9

11

11(V)

12

**13**

15

All

Debtor Type

Individual

Commercial

Period

2007

2025

Variable

Open Cases

Measure

Count

Interval

Monthly

Annual

## Open Cases Count

End of Selected Periods

Jan 2007 to Jan 2025

**482,925**

Monthly Average

Jan 2007 to Jan 2025

**775,033**

% Change

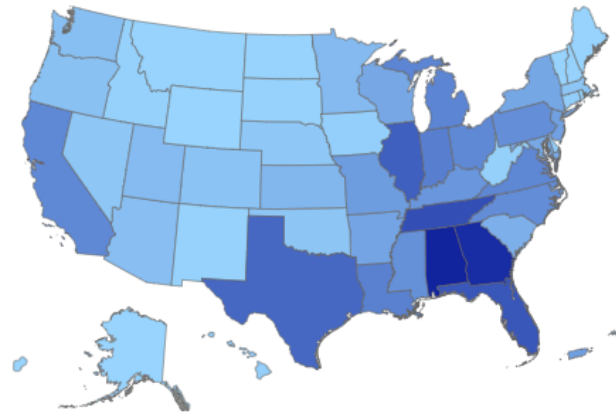
Jan 2007 to Jan 2025

**-41.7%** ▼

## Open Cases Count by State

View by Court

All

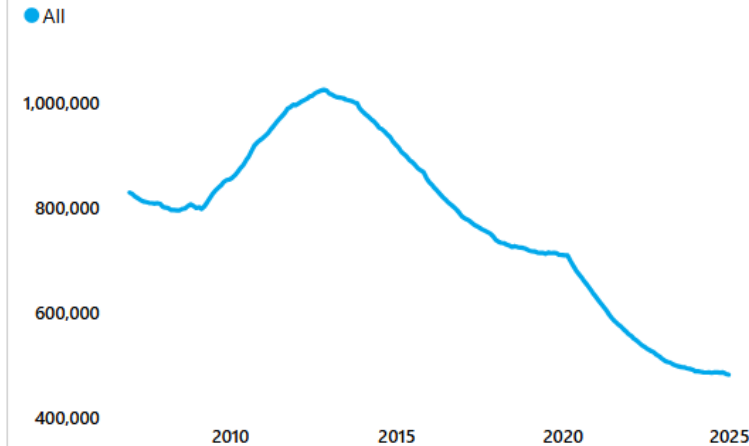


State: All

## Monthly Open Cases Count by Year

All

More options ⋮



Proceeding Type: Bankruptcy | Chapter: 13 | Debtor Type: Individual | Period: 2007-2025 | Variable: Open Cases | Measure: Count | Interval: Monthly

# All Commercial New Monthly Filings (Jan vs Dec)

Reset

Proceeding Type

Bankruptcy Adversary

Chapter

7 9 11 11(V)  
12 13 15 All

Debtor Type

Individual Commercial

As of Date

2/1/2025

Period

WTD MTD YTD  
LW LM LY

Variable

Filings

Measure

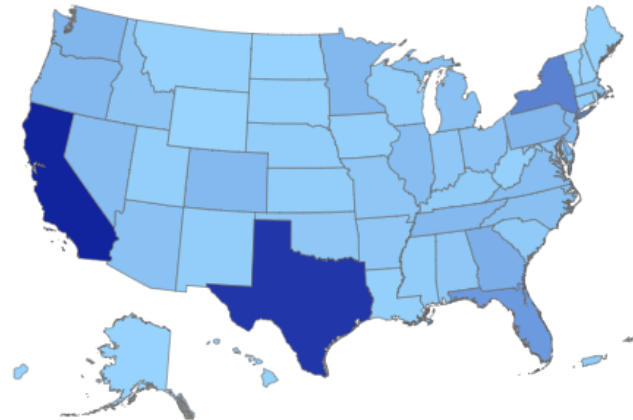
Count

Filings Count - Last Month

As of Date	Selected Period	Prior Period	Change from Prior Period
Feb 01, 2025	Jan 01, 2025 to Jan 31, 2025	Dec 01, 2024 to Dec 31, 2024	Jan 01, 2025 to Jan 31, 2025
11	2,372	2,340	1.4% ▲

Filings Count by State

View by Court All

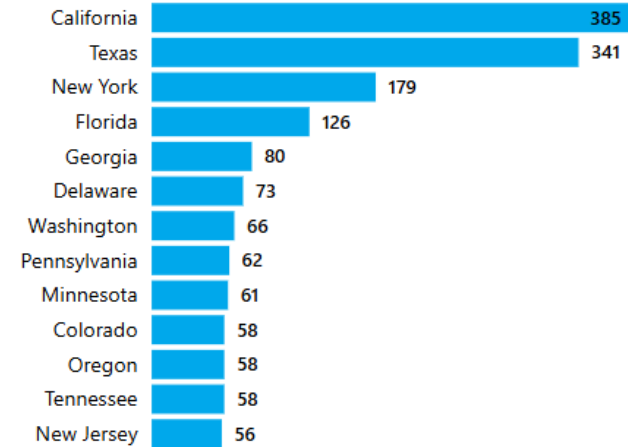


State: All

State Rank

by Selected Period

More options



Proceeding Type: Bankruptcy | Chapter: 7, 9, 11, 11(V), 12, 13, 15 | Debtor Type: Commercial | Variable: Filings | Measure: Count | Ranking: by Selected Period

# Commercial Chapter 11 New Monthly Filings (2007 – Jan 2025)

Reset ↻

Proceeding Type

Bankruptcy Adversary

Chapter

7 9 11 11(V)  
12 13 15 All

Debtor Type

Individual Commercial

Period

2007 2025

Variable

Filings

Measure

Count

Interval

Monthly Annual

Filings Count

Selected Period Total

Jan 2007 to Jan 2025

122,505

Full Month Average

Jan 2007 to Jan 2025

565

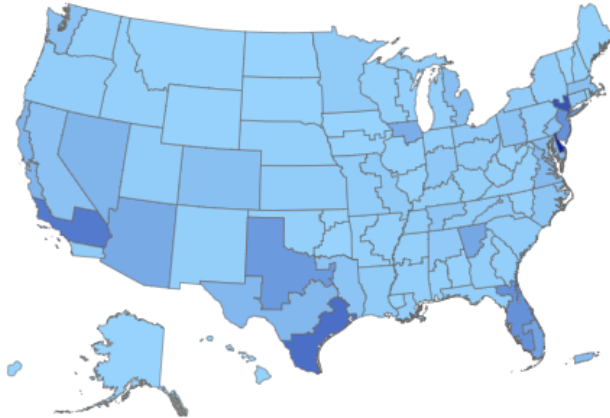
% Change

Jan 2007 to Jan 2025

36.3% ▲

Filings Count by Court

View by State All

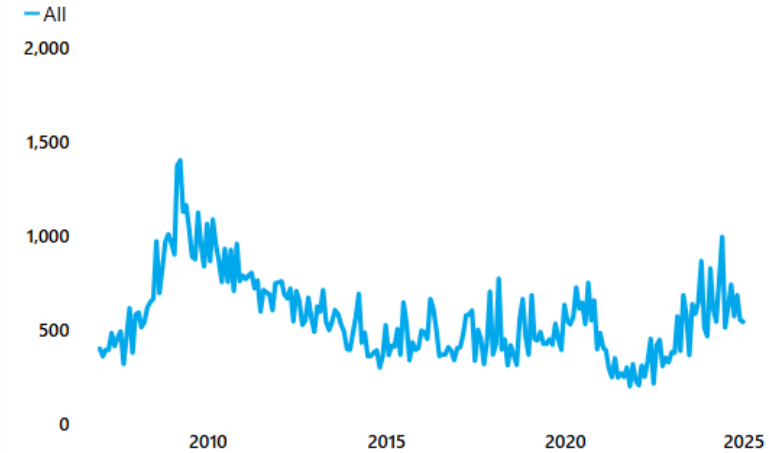


Court: All

Monthly Filings Count by Year

All

More options \*\*\*



Proceeding Type: Bankruptcy | Chapter: 11, 11(V) | Debtor Type: Commercial | Period: 2007-2025 | Variable: Filings | Measure: Count | Interval: Monthly



# Commercial Chapter 11 Open Cases (2007 – Jan 2025)

Reset ↻

Proceeding Type

Bankruptcy Adversary

Chapter

7 9 11 11(V)  
12 13 15 All

Debtor Type

Individual Commercial

Period

2007 2025

Variable

Open Cases

Measure

Count

Interval

Monthly Annual

Open Cases Count

End of Selected Periods

Jan 2007 to Jan 2025

13,716

Monthly Average

Jan 2007 to Jan 2025

12,137

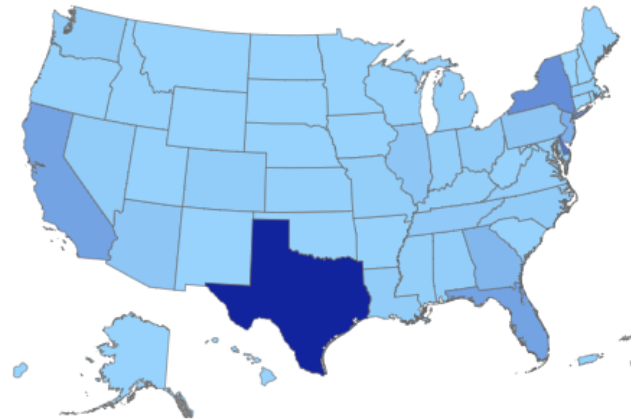
% Change

Jan 2007 to Jan 2025

23.7% ▲

Open Cases Count by State

View by Court All

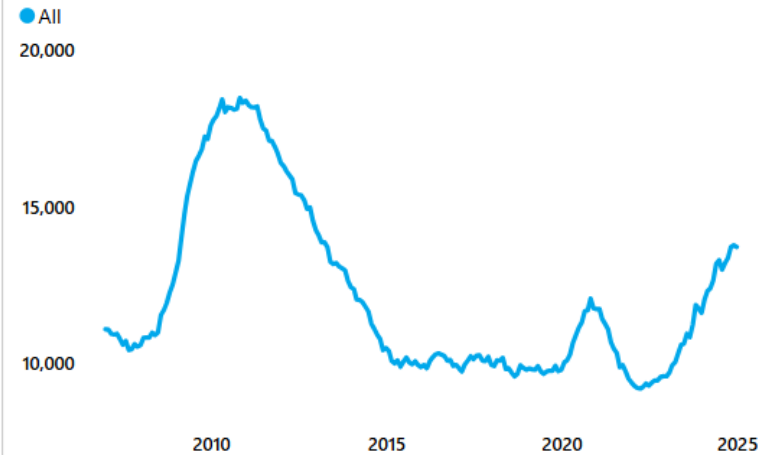


State: All

Monthly Open Cases Count by Year

All

More options \*\*\*



Proceeding Type: Bankruptcy | Chapter: 11, 11(V) | Debtor Type: Commercial | Period: 2007-2025 | Variable: Open Cases | Measure: Count | Interval: Monthly

# Top All Chapter State Rankings by % Change

Summary

Periods

Trends

Filings | Summary

Reset

Proceeding Type

Bankruptcy

Adversary

Chapter

7

9

11

11(V)

12

13

15

All

Debtor Type

Individual

Commercial

As of Date

2/1/2025

Period

WTD

MTD

YTD

LW

LM

LY

Variable

Filings

Measure

Count

Filings Count - Last Month

As of Date

Feb 01, 2025

209

Selected Period

Jan 01, 2025 to Jan 31, 2025

41,512

Prior Period

Dec 01, 2024 to Dec 31, 2024

38,130

Change from Prior Period

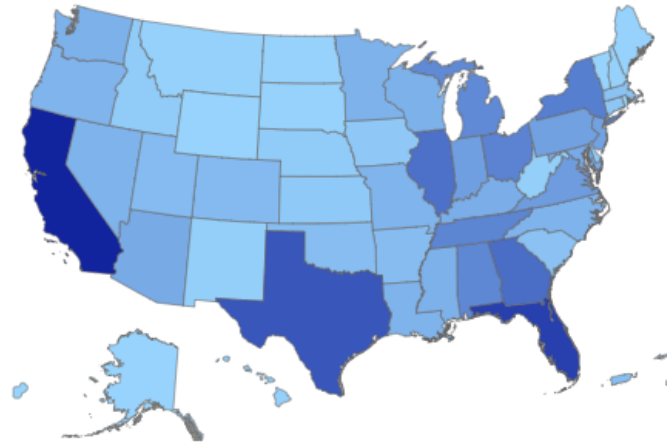
Jan 01, 2025 to Jan 31, 2025

8.9% ▲

Filings Count by State

View by Court

All

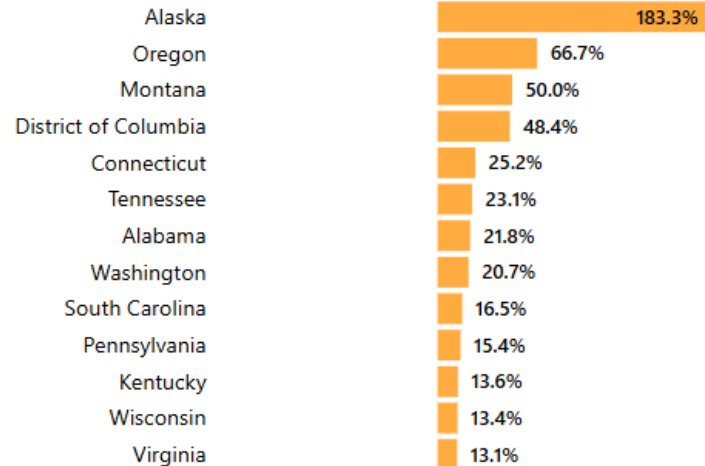


State: All

State Rank

by % Change

More options



Proceeding Type: Bankruptcy | Chapter: 7, 9, 11, 11(V), 12, 13, 15 | Debtor Type: Both | Variable: Filings | Measure: Count | Ranking: by % Change

# Top All Chapter Court Rankings by % Change

Reset ↻

**Proceeding Type**  
 Bankruptcy | Adversary

**Chapter**  
 7 | 9 | 11 | 11(V)  
 12 | 13 | 15 | All

**Debtor Type**  
 Individual | Commercial

**As of Date** 2/1/2025

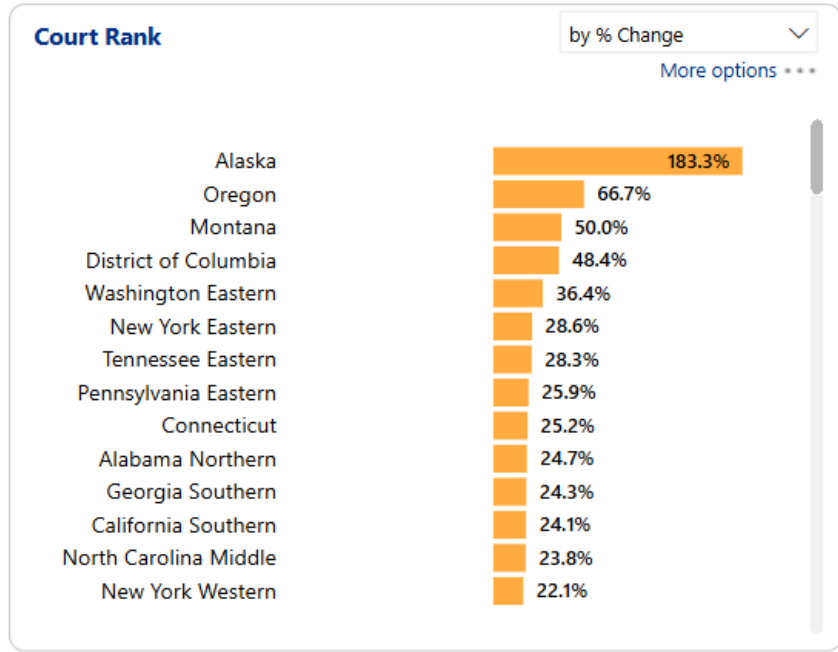
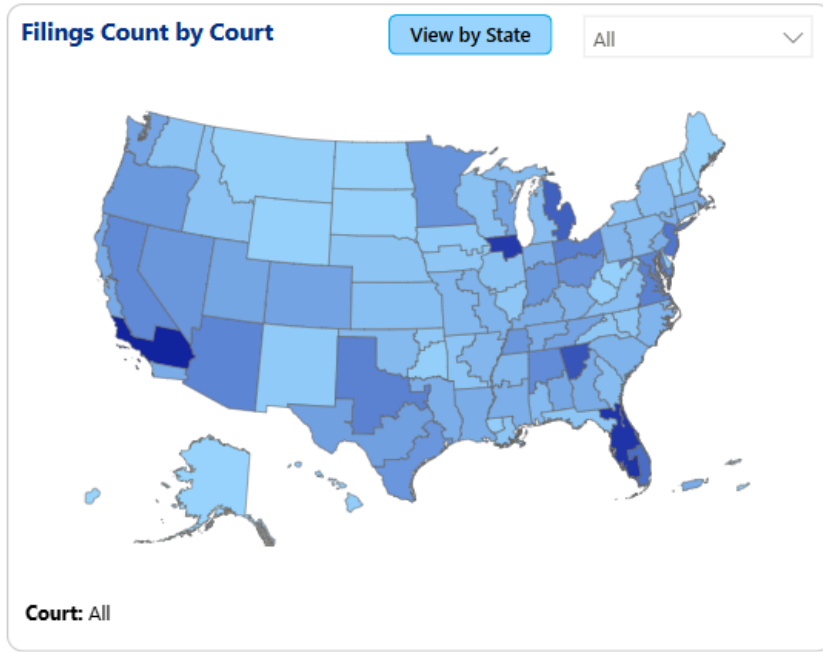
**Period**  
 WTD | MTD | YTD  
 LW | LM | LY

**Variable**  
 Filings

**Measure**  
 Count

**Filings Count - Last Month**

As of Date	Selected Period	Prior Period	Change from Prior Period
Feb 01, 2025 209	Jan 01, 2025 to Jan 31, 2025 41,512	Dec 01, 2024 to Dec 31, 2024 38,130	Jan 01, 2025 to Jan 31, 2025 8.9% ▲



Proceeding Type: Bankruptcy | Chapter: 7, 9, 11, 11(V), 12, 13, 15 | Debtor Type: Both | Variable: Filings | Measure: Count | Ranking: by % Change

# Top Chapter 7 State Rankings by % Change

Summary | [Periods](#) | [Trends](#)
Filings | Summary

Reset ↺

**Proceeding Type**

Bankruptcy Adversary

**Chapter**

7 9 11 11(V)  
12 13 15 All

**Debtor Type**

Individual Commercial

**As of Date** 2/1/2025

**Period**

WTD MTD YTD  
LW LM LY

**Variable**

Filings

**Measure**

Count

**Filings Count - Last Month**

As of Date	Selected Period	Prior Period	Change from Prior Period
Feb 01, 2025 <b>100</b>	Jan 01, 2025 to Jan 31, 2025 <b>24,257</b>	Dec 01, 2024 to Dec 31, 2024 <b>23,240</b>	Jan 01, 2025 to Jan 31, 2025 <b>4.4%</b> ▲

**Filings Count by State** View by Court All

State: All

**State Rank** by % Change More options

Alaska	100.0%
District of Columbia	73.7%
Oregon	57.8%
Montana	40.6%
Alabama	20.9%
Tennessee	20.0%
South Carolina	19.2%
Washington	17.9%
Michigan	17.1%
Virginia	14.1%
Connecticut	13.3%
Kansas	12.4%
Kentucky	11.5%

Proceeding Type: Bankruptcy | Chapter: 7 | Debtor Type: Both | Variable: Filings | Measure: Count | Ranking: by % Change

# Top Chapter 7 Court Rankings by % Change

Summary
Filings | Summary

Reset ↺

**Proceeding Type**

Bankruptcy Adversary

**Chapter**

7 9 11 11(V)  
12 13 15 All

**Debtor Type**

Individual Commercial

**As of Date** 2/1/2025

**Period**

WTD MTD YTD  
LW LM LY

**Variable**

Filings

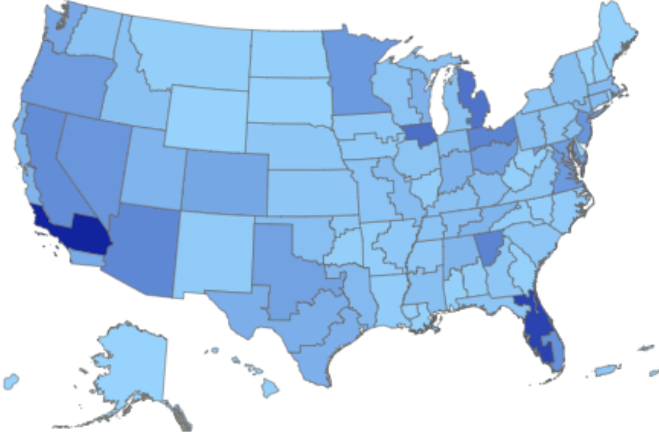
**Measure**

Count

**Filings Count - Last Month**

As of Date	Selected Period	Prior Period	Change from Prior Period
Feb 01, 2025	Jan 01, 2025 to Jan 31, 2025	Dec 01, 2024 to Dec 31, 2024	Jan 01, 2025 to Jan 31, 2025
100	24,257	23,240	4.4% ▲

**Filings Count by Court** View by State All



Court: All

**Court Rank** by % Change

More options \*\*\*

Alaska	100.0%
District of Columbia	73.7%
Oregon	57.8%
Montana	40.6%
Washington Eastern	33.9%
New York Western	33.3%
Alabama Middle	31.7%
California Southern	27.4%
Tennessee Eastern	27.1%
Florida Northern	26.7%
Arkansas Western	26.4%
Tennessee Middle	21.9%
Michigan Eastern	21.8%
Alabama Northern	21.6%

**Proceeding Type:** Bankruptcy | **Chapter:** 7 | **Debtor Type:** Both | **Variable:** Filings | **Measure:** Count | **Ranking:** by % Change

# Top Chapter 13 State Rankings by % Change

Summary [← Periods](#) [↗ Trends](#)
Filings | Summary

Reset ↺

**Proceeding Type**

Bankruptcy Adversary

**Chapter**

7 9 11 11(V)  
12 13 15 All

**Debtor Type**

Individual Commercial

**As of Date**

**Period**

WTD MTD YTD  
LW LM LY

**Variable**

**Measure**

**Filings Count - Last Month**

<b>As of Date</b>	<b>Selected Period</b>	<b>Prior Period</b>	<b>Change from Prior Period</b>
Feb 01, 2025 <b>103</b>	Jan 01, 2025 to Jan 31, 2025 <b>16,586</b>	Dec 01, 2024 to Dec 31, 2024 <b>14,241</b>	Jan 01, 2025 to Jan 31, 2025 <b>16.5%</b> ▲

**Filings Count by State** View by Court

State: All

**State Rank** by % Change

More options \*\*\*

Alaska	600.0%
South Dakota	125.0%
Oregon	112.5%
Connecticut	110.3%
Guam	100.0%
North Dakota	75.0%
Montana	62.5%
Wyoming	60.0%
New York	41.6%
West Virginia	35.3%
Washington	34.4%
New Mexico	30.8%
Wisconsin	30.0%

**Proceeding Type:** Bankruptcy | **Chapter:** 13 | **Debtor Type:** Both | **Variable:** Filings | **Measure:** Count | **Ranking:** by % Change



# Top Chapter 13 Court Rankings by % Change

Summary
Filings | Summary

Reset ↺

**Proceeding Type**

Bankruptcy Adversary

**Chapter**

7 9 11 11(V)  
12 13 15 All

**Debtor Type**

Individual Commercial

**As of Date** 2/1/2025

**Period**

WTD MTD YTD  
LW LM LY

**Variable**

Filings

**Measure**

Count

**Filings Count - Last Month**

As of Date	Selected Period	Prior Period	Change from Prior Period
Feb 01, 2025 <b>103</b>	Jan 01, 2025 to Jan 31, 2025 <b>16,586</b>	Dec 01, 2024 to Dec 31, 2024 <b>14,241</b>	Jan 01, 2025 to Jan 31, 2025 <b>16.5%</b> ▲

**Filings Count by Court** View by State

Court: All

**Court Rank** by % Change

More options \*\*\*

Alaska	600.0%
Oklahoma Eastern	350.0%
South Dakota	125.0%
Oregon	112.5%
Connecticut	110.3%
Guam	100.0%
New York Eastern	80.3%
North Dakota	75.0%
Montana	62.5%
Wisconsin Western	62.2%
West Virginia Southern	60.0%
Wyoming	60.0%
Washington Eastern	52.4%
Louisiana Middle	50.0%

Proceeding Type: Bankruptcy | Chapter: 13 | Debtor Type: Both | Variable: Filings | Measure: Count | Ranking: by % Change

# Top Chapter 11 State Rankings by % Change

Reset ↻

**Proceeding Type**  
 Bankruptcy | Adversary

**Chapter**  
 7 | 9 | 11 | 11(V)  
 12 | 13 | 15 | All

**Debtor Type**  
 Individual | Commercial

**As of Date** 2/1/2025

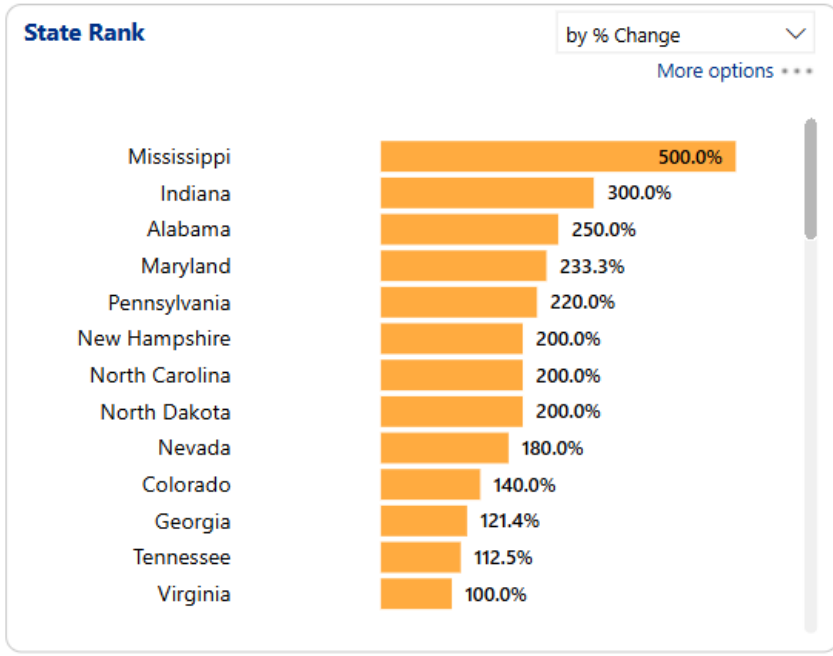
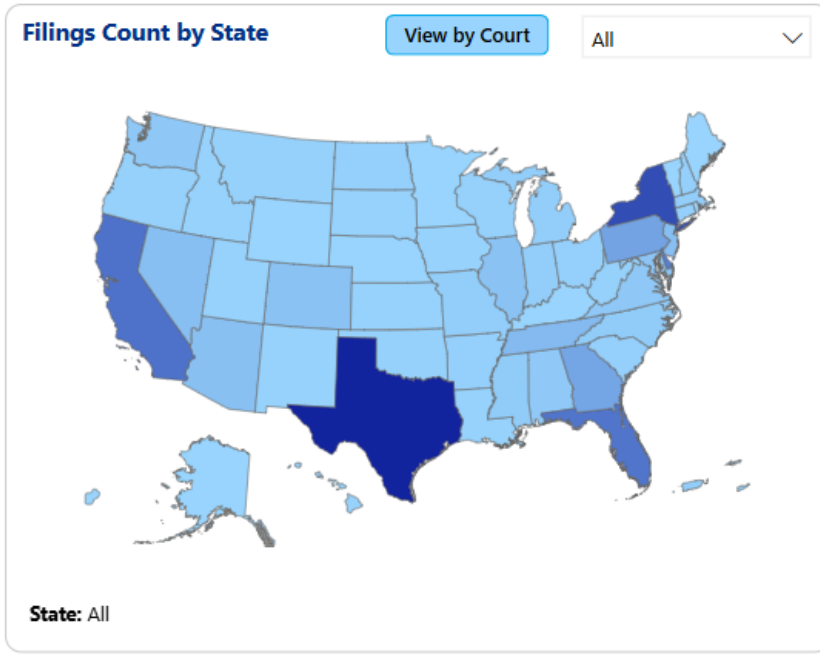
**Period**  
 WTD | MTD | YTD  
 LW | LM | LY

**Variable**  
 Filings

**Measure**  
 Count

**Filings Count - Last Month**

As of Date	Selected Period	Prior Period	Change from Prior Period
Feb 01, 2025 6	Jan 01, 2025 to Jan 31, 2025 635	Dec 01, 2024 to Dec 31, 2024 619	Jan 01, 2025 to Jan 31, 2025 2.6% ▲



Proceeding Type: Bankruptcy | Chapter: 11, 11(V) | Debtor Type: Both | Variable: Filings | Measure: Count | Ranking: by % Change

# Top Chapter 11 Court Rankings by % Change

**Reset** ↻

**Proceeding Type**  
 Bankruptcy | Adversary

**Chapter**  
 7 | 9 | 11 | 11(V)  
 12 | 13 | 15 | All

**Debtor Type**  
 Individual | Commercial

**As of Date** 2/1/2025

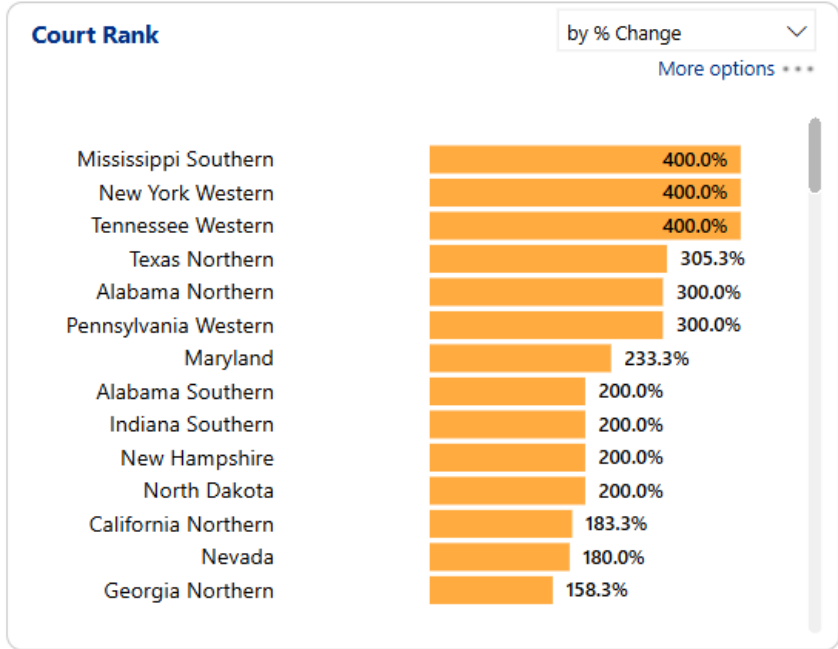
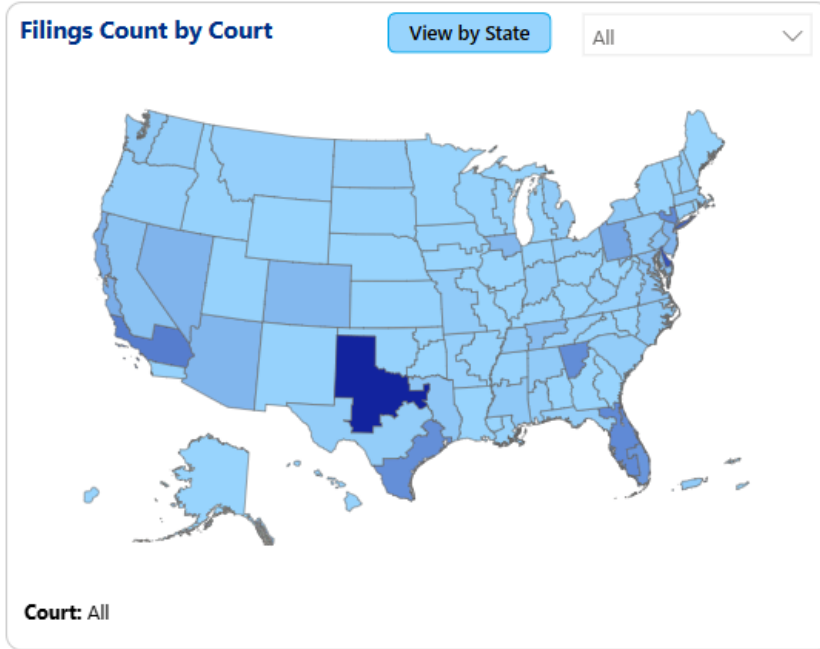
**Period**  
 WTD | MTD | YTD  
 LW | LM | LY

**Variable**  
 Filings

**Measure**  
 Count

**Filings Count - Last Month**

<b>As of Date</b> Feb 01, 2025 6	<b>Selected Period</b> Jan 01, 2025 to Jan 31, 2025 635	<b>Prior Period</b> Dec 01, 2024 to Dec 31, 2024 619	<b>Change from Prior Period</b> Jan 01, 2025 to Jan 31, 2025 2.6% ▲
--	---	--	---



Proceeding Type: Bankruptcy | Chapter: 11, 11(V) | Debtor Type: Both | Variable: Filings | Measure: Count | Ranking: by % Change

# All Chapters 2025 Top New Filings – Attorneys YTD

Reset

Stakeholder Type

- Attorney
- Law Firm
- Judge
- Trustee

Stakeholder Name

- All
- Trustee

Stakeholder - Not Specified

- 

Proceeding Type

- 

Chapter

- 

Debtor Type

- 

Period

- 

Variable

- 

Measure

- 

Period : Jan 01, 2025 to Jan 31, 2025

Total Cases

41,511

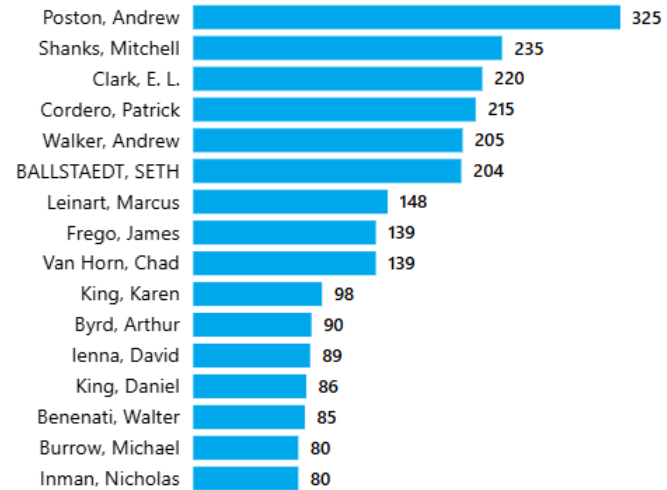
Distinct Stakeholder Names

9,631

Average Cases

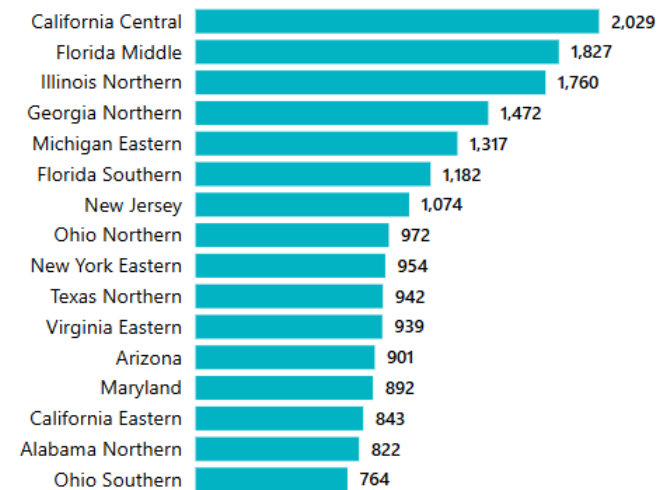
4

Filings Count by Stakeholder



Court Rank

View by Court



Type: Attorney | Name: All | Not Specified: Exclude | Proceeding Type: Both | Chapter: ALL | Debtor Type: Both | Period: Jan 01, 2025 to Jan 31, 2025 | Variable: Filings | Measure: Count



epioq  
aacer<sup>®</sup>